



Letter for Year 2 Miss Fereday's class: 1st March 2021


Dear Year 2 children and parents,

What a super start to this half term, Year 2! Lots of excellent work on 'time' and lots of fabulous postcards from Japan.


This letter includes your home learning for the week beginning Monday 1st March. All resources have been posted on Google Classroom ready for you.



Happy news!



On Thursday 4th March ... and we will be celebrating it altogether from home and from our bubbles in school. Each year group has chosen an author and a story, or a theme.



Our author is **Roald Dahl** and our story is '**The Giraffe and the Pelly and Me**'. All of our English activities this week will link to our World Book Day theme.

We will be using an extract from the story as a stimulus for our own writing projects.

You may enjoy this short introduction to the book:

<https://www.youtube.com/watch?v=oxHvyYx2lFk>

You may choose to read the whole story yourself or with an adult, or you might enjoy listening to an audio book:

<https://www.youtube.com/watch?v=wL3NuLOsJHs>

Please be aware ...

in our English Zoom meetings on Tuesday morning, the children will be expected to show and talk about their favourite book. They should be able to tell the group the title, the author and what they like about it. **Please have a favourite book ready.** It can be fiction or non-fiction.

in our English Zoom meetings on Thursday morning, the children are invited to wear something related to a favourite story character if they wish to. *This is optional. We only see each other's faces in Zoom calls so perhaps the children could make a hat or glasses or a mask. Or they may prefer to hold up a drawing of a character they like.* During the Zoom meeting we will have a look at each other's hats, masks and pictures and then we will hold a 'story' quiz. **Please be ready with the Quiz resources – you will need the quiz board (or a similar drawing) and 10 sweets or treats or counters.**

As this is our final week of home learning, may I take this opportunity to thank you all once again for your patience and kind support over the past few weeks. I cannot believe the challenges our families have had to face, and what fantastic home learning you have all managed this term, whilst juggling all of your other roles and responsibilities. It has been so lovely to see lots of bright, happy faces during our Zoom calls and witnessing your children's resilience and brilliant positivity, despite a very different learning environment.

I am really looking forward to welcoming the children back to school, helping them settle in once again and resuming our learning together in the classroom. Please can all children bring their Home Link books to school every day. All children will be reassessed on the Oxford Reading Tree scheme within the first week back and, as we have to quarantine a large quantity of books, new books are most likely to be sent home on Friday 12th March with the homework. Please could all home readers be returned on the first day back to school. Just a reminder that PE kit is required every Monday and Wednesday. Please continue to use the Home Link books to communicate with us. Please be aware, we will only be using the yr2photographs@fiveways.staffs.sch.uk email if a whole class is required to isolate and return to home learning during the remainder of the year. After Friday 5th March, that email address will no longer be checked regularly.

Kind regards and best wishes,

from Miss Fereday

Date: Monday 1st March <i>World Book Day week</i>	
Daily English:	Daily Maths:
<p>Unit - Story <i>The Giraffe and The Pelly and Me</i> by Roald Dahl Read the story or listen to it on YouTube https://www.youtube.com/watch?v=wL3NuLOsJHs</p> <p>In Roald Dahl's story <i>The Giraffe and the Pelly and Me</i> Billy's dream was to own his own sweet shop in the abandoned building called 'The Grubber'. After helping the Giraffe, the Pelly and the Monkey to set up their ladderless window cleaning business at The Duke of Hampshire's stately home, the Duke helps Billy to open his dream sweet shop, Billy chooses to sell the most fantabulous sweets in his shop created by the famous Willy Wonka.</p> <p>Use the planning sheet to design a new, fantabulous sweet for Billy to sell in his shop.</p>	<p>2D Shapes</p> <p>Find your worksheet on Google Classroom and try to name all of the 2D shapes and label how many sides they have.</p> <p><u>Some</u> children might use their shape mat to help them.</p> <p>Extra Task: Sort the everyday objects into the correct shapes. You could find some objects around your house and draw them in the correct grid.</p>

Date: Tuesday 2nd March	
Daily English:	Daily Maths:
<p>Task: Write a description of the sweet you have created. Write expanded noun phrases as compound sentences using conjunctions. Try to write your description as if you are</p>	<p>MyMaths</p>

<p>persuading Billy to sell your sweet which you believe is the most fantastic, fantabulous and extraordinary sweet in the whole world.</p> <p>Use the success criteria to help you write your description. You can fill in the success criteria as you write. Or you could write independently and then work with a grown-up to evaluate your writing and see which challenges you have met.</p> <p>Some phonics mats have been posted on the website. The children can use these to support their independent spelling attempts.</p> <p>A list of Year 1 and Year 2 common exception words has also been posted on the website. 'Secure' children should be able to spell many of these words correctly.</p> <p>Children aiming to be 'secure' or higher should be able to write on the lined paper, using the template to support them.</p>	<p>Please log on to MyMaths to find your shape task today.</p>
--	--

<p>Date: Wednesday 3rd March</p>	
<p>Daily English:</p>	<p>Daily Maths:</p>
<p><u>Task:</u> Book review</p> <p>In preparation for World Book Day, think about your all-time favourite story (or stories). Discuss your choice with your grown-ups and think about why it is your favourite, and talk about the characters, the setting, and the beginning, middle and ending of the story. Think about the illustrator and the author – has the author written any other good stories?</p> <p>Complete a book review(s).</p>	<p>3D Shapes</p> <p>First: If you have access to printing, please print the 3D shape nets, cut them out and build them.</p> <p>Then: Find the worksheet on Google Classroom and label all of the 3D shapes.</p> <p><u>Some</u> children might use their shape mat.</p>

<p>Date: Thursday 4th March <i>World Book Day</i></p>	
<p>Daily English:</p>	<p>Daily Maths:</p>
<p><u>Task:</u> Speaking and listening task</p> <p>Today is World Book Day!</p> <p>If you would like you can dress up as your favourite character.</p> <p>Today we would like you to either</p> <ol style="list-style-type: none"> Show and describe your Fantabulous sweet design or Use your book review to tell us about your favourite book explaining why you have chosen it. 	<p>2D and 3D Shapes</p> <p>Today your task is to name 2D faces on 3D shapes. Look carefully at the 3D shapes and use your shapes that you made yesterday to help you. There is a choice of 3 different sheet, they get trickier each time – you only need to choose one sheet to complete. <u>Most</u> children will just try sheet number 3.</p>

<p>Date: Friday 5th March</p>	
<p>Daily English:</p>	<p>Daily Maths:</p>
<p><u>Task:</u> SPAG or reading tasks.</p>	<p>Symmetry</p>

Remember if a 2D shape is **symmetrical** then a line can be **drawn through** it and either side is a **reflection** of the other.
You need to draw the reflection of the picture to make it symmetrical.

<p>Daily Spelling:</p> <p>Children who access Nessy:</p> <ul style="list-style-type: none"> • 10 to 20 minutes of Nessy <p>All other children:</p> <ul style="list-style-type: none"> • start learning this week's spellings – see the spelling sheet posted on the website with this letter 	<p>Daily Reading:</p> <p>All children:</p> <ul style="list-style-type: none"> • choose a Bug Club book <p>Please remember, it is really important to talk about your reading with a grownup to check your understanding. Revisit your Bug Club books to improve your fluency and understanding.</p> <p><u>Extra challenge for readers aiming to be 'secure' or higher: Please read the 'Reading Challenge: Poems.'</u></p>
<p>Daily Mental Maths:</p> <p>Mental Maths: Use 'ICT Games' to practise your knowledge of fractions: http://www.ictgames.com/mobilePage/firepitFractions/index.html Choose 'Firepit Fractions' and work on halves, quarters and thirds.</p> <p>Revise your knowledge of money: http://www.ictgames.com/mobilePage/coinCalculator/index.html http://www.ictgames.com/mobilePage/payFort/index.html</p>	<p>Optional daily PE:</p> <p>Try some English Athletics Funetics challenges:</p> <p>Throwing game – 'Feed the Animals' https://www.youtube.com/watch?v=uXwiYC5J790&feature=youtu.be</p> <p>Jumping game - 'Jump the Stream' https://www.youtube.com/watch?v=stl259diZH8&feature=youtu.be</p> <p>Balancing game – 'Bean bag balance' https://www.youtube.com/watch?v=qwATvUj30eA&feature=youtu.be</p> <p>Joe Wicks is leading live workouts online on Mondays, Wednesdays and Fridays. https://www.youtube.com/results?search_query=%23WakeUpWithJoe</p>
<p>Optional SPAG:</p> <p>There are three SPAG challenges to complete.</p> <p>two SPAG challenges about Conjunctions</p> <p>SPAG challenge Mixed punctuation</p>	<p>Optional PSHE/RHE and story-time:</p> <p>Story-time with a focus on 'being whoever you want to be'.</p> <p>We have used some of these stories during class assemblies – I hope you enjoy revisiting them.</p> <ul style="list-style-type: none"> • 'Giraffes Can't Dance' https://www.youtube.com/watch?v=GdZw04DByYE • 'Dogs Don't Do Ballet' https://www.youtube.com/watch?v=sbTj7tqxa3c • 'The Dot' https://www.youtube.com/watch?v=EpmNXbkLu6c • 'Tyrannosaurus Drip' https://www.youtube.com/watch?v=tfvv9GLmaUM
<p>Optional Computing:</p>	<p>Optional Science:</p>

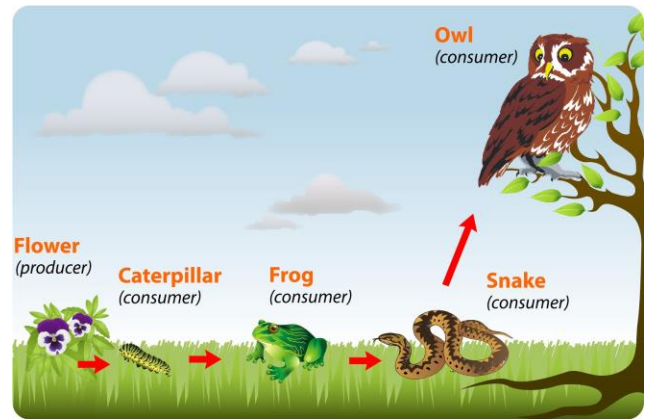


Visit Hector's World and learn about how to stay safe online.

There are 6 cartoons to choose from.

https://www.thinkuknow.co.uk/4_7/hectorsworld/

Food Chains



Watch this video about food chains, listen out for the key words: **producers, consumers and dependency.**

[What is a food chain? - KS1 Science - BBC Bitesize](#)

Then complete the sheet on Google Classroom – think about a food chain that you might see in your garden or our school grounds.