



Five Ways Primary School

Langholm Drive
Heath Hayes
Cannock
Staffs
WS12 2EZ

Headteacher:
Telephone:
Website:
Email:

Mrs Rachel Mander B.Ed. Hons
01543 278071
www.fiveways.staffs.sch.uk
admin@fiveways.staffs.sch.uk

Year 5 Class 5NL

Hiya Pandas,

Well, we did it! First week of Google Classroom...done! Thank you to you all for your hard work this week. It has been fantastic to be able to see all of the amazing work you are completing at home. I hope you have enjoyed using it!



We will continue our zooms sessions as normal at 9.30am and 11am. Your independent tasks will be set via Google Classroom and go 'live' at the start of each zoom session. A huge thank you for your conduct on our zoom calls. There are a lot of children on at once and you are brilliant!

We continue our focus on fantasy stories in English. Remember each week will be having a quick visit to another fantasy story. This week we will be looking at Lewis Carroll's 'Alice in Wonderland' which can be accessed online via the following link: Chapters from Alice's Adventures in Wonderland - Alice-in-Wonderland.net (alice-in-wonderland.net) This unit is an excellent opportunity to read one of the 'classics' independently or together with your adult. You may also decide to watch some of the film versions and to compare them to the original written version. Also remember to keep track of your reading in your home-link books. Mrs Berry will be keen to hear the next stages of teddy parts that need to be given out on our return to school!







In maths, we will moving onto multiplication and division as the planning of drawing line graphs over zoom was proving tricky! I will be adding extra support to this unit via YouTube clips on some days, which some of you may decide to use. It will give you chance to: work with me at the same time, pause and complete calculations ahead of me and take it at your own speed. It also means you can re-watch the video as many times as you need and adults can see the strategies we are using in order to support you. Therefore, it is vital you are up to speed with your times tables. Aim to spend 10 minutes each day (at least) on TTRockstars as a warm up.

All of the foundation subject tasks will become 'live' on Google Classroom each Monday at 12pm. This will allow you to organise which tasks you complete on which days across the week. All tasks have been given a week's due date so that you have plenty of time to complete all of the tasks set. An overview of your week's learning is detailed below and all the activities and links can be accessed through Google Classroom at the relevant times.

Keep working hard and keep making me proud! - From Mrs Lindsay 😊

Day	English	Maths
	Tasks will go 'live' on Google Classroom at 9.30am each day.	Tasks will go 'live' on Google Classroom at 11am each day.
	Zoom input 9.30am	Zoom input 11am



	<p><u>LO: To retrieve and infer information from Chapter 1 from Lewis Carroll's: 'Alice in Wonderland'</u></p> <p>See Google Classroom for task.</p>	<p><u>LO: To multiply 4 digits by 1 digit</u></p> <p>See Google Classroom for task.</p>
	<p>Zoom input 9.30am</p> <p><u>LO: To compare and contrast the 'Wizard of Oz' and 'Alice in Wonderland'.</u></p> <p>See Google Classroom for task.</p>	<p>Zoom input 11am</p> <p><u>LO: To multiply 4 digits by 1 digit</u> (extended through reasoning and problem solving if ready)</p> <p>See Google Classroom for task.</p>
	<p>Zoom input 9.30am</p> <p><u>LO: To revise and identify determiners</u></p> <p>See Google Classroom for task.</p>	<p>Zoom input 11am</p> <p><u>LO: To multiply 2 digits by 2 digits</u></p> <p>See Google Classroom for task.</p>
	<p>Zoom input 9.30am</p> <p><u>LO: To create my own scary creature for my own fantasy story.</u></p> <p>See Google Classroom for task.</p>	<p>Zoom input 11am</p> <p><u>LO: To multiply 2 digits by 2 digits</u> (extended through reasoning and problem solving if ready)</p> <p>See Google Classroom for task.</p>
 <p>Remember maths and English tasks both go 'live' at 9.30 today.</p>	<p>Zoom input 9.30am</p> <p>Ask an adult to test you on the spellings from last week.</p> <p><u>LO: To revise etymology (the origin of words) and apply this knowledge to our spellings.</u></p> <p>See Google Classroom for task.</p>	<p>Zoom input 11am (The Dinkee battle continues)</p> <p><u>LO: To continue to work on mental arithmetic skills</u></p> <p>Plus a puzzling maths challenge!</p> <p>See Google Classroom for tasks.</p> <p>New TT Rockstars Battle will also begin today!</p> 

Other learning opportunities:

All tasks and links to sites and videos are on Google Classroom from 11am on Monday

Science

What are non-contact forces?

In this lesson, we will recap the definition of non-contact forces. We will also investigate gravity and gravitational force and learn about Galileo by completing an investigation. Finally, we will learn about magnetic force, including some uses for magnets. Link to lesson [here](#).

RE

What is a human?

In this lesson, we are going to introduce some key beliefs that Humanists hold. These include where humans come from and the qualities that make humans special. We will learn the terms theism, atheism and agnosticism and relate these to Humanist beliefs.

Link to the lesson: [What is a human?](#)

Complete the quiz at the end of the online lesson and see google classroom for a quick task!

History

What was Maya society like?

Use the Maya information slides to identify the order of Maya society. You will need to find out who was the most important right down to who was the least important. You might also like to watch the short clip on BBC bitesize for some more information about Mayans.

Art

This week in History you have been asked to explore Mayan society.

Have a go at this interactive colouring activity of different members of Mayan society..

Go to <https://www.twinkl.co.uk/go> and input the code: **JJ7081**

MFL

Continue to learn French with Mr Innes, his videos are short and fun, – Day 2 focus is: [Extended Family](#).

Practise using the new vocabulary to explain family connections on a family tree.

Bonus challenge - create your own family tree and label it using correct vocabulary for your extended family

We are also pleased to inform you that a very kind parent and governor at Five Ways, Mrs Rowsell, will be recording a free French lesson each week for all children across the school to access. The link to use is [SouthStaffs \(lingotot.co.uk\)](#).

PE

#ThisPE - [Lesson 2](#) – Learn how to be nimble on your feet with this 'footwork patterns' game.

Get yourself up and dancing with these Just Dance routines!

https://www.youtube.com/watch?v=9dzFkU9VpJQ&feature=emb_title

https://www.youtube.com/watch?v=gVfgTw_W_JY

Computing

In this lesson, you will be introduced to a range of search engines. Explain how we search, then write and test instructions: [Searching the web](#)

Music

Access the BBC Ten Pieces Taster website and scroll down the Cuban rhythms inspired by Bernstein's 'Mambo' lesson. Watch the First film from Pixie Lott. Then watch the second film to have a go at some rhythms with Stephen Whibley. [Ten Pieces Tasters - BBC Teach](#) – link is also on google classroom.

Optional extra: You've got a friend in me signing activity: see google classroom