



Five Ways Primary School

Langholm Drive
Heath Hayes
Cannock
Staffs
WS12 2EZ

Headteacher:
Telephone:
Website:
Email:

Mrs Rachel Mander B.Ed. Hons
01543 278071
www.fiveways.staffs.sch.uk
admin@fiveways.staffs.sch.uk


Year 5 Class 5NL

Hello Pandas,

Well done on another successful week! Lots of learning this week and it is super to be able to see your work appear on my screen and to give you that feedback. Well done for winning our Year 5 TT Rockstar battle! Don't forget our next battle against Mr Doughty's class is already live and finishes on Thursday at 6pm.



We will continue our zooms sessions as normal at 9.30am and 11am. Your independent tasks will be set via Google Classroom and go 'live' at the start of each zoom session. Please remember on our zoom calls to make sure you have a pencil and paper at the ready and you remember it as a 'virtual' classroom. It is important we continue to follow any instructions I give or complete any little activities we do during these calls.



We continue our focus on fantasy stories in English. If you haven't already - start to jot down some ideas about your fantasy story. I'm sure some of you have created some super story maps which will help structure your stories. This week we will be looking at 'Harry Potter and the Philosopher's Stone' by JK Rowling. A reminder to keep reading independently and keeping those reading entries in your home-link books updated.







In maths, we will be continuing our formal written methods for multiplication. I will continue to add extra support via YouTube clips on some days. It will give you chance to: work with me at the same time, pause and complete calculations ahead of me and take it at your own speed. It also means you can re-watch the video and adults can also see the strategies we are using. Keep up with those times tables: Aim to spend 10 minutes each day (at least) on TTRockstars. Remember there are additional consolidation packs uploaded to the school website which revise the units covered in the autumn term from a problem-solving perspective.

The foundation subject tasks will become 'live' on Google Classroom each Monday at 11am. This will allow you to organise which tasks you complete on which days across the week. All tasks have been given a week's due date so that you have plenty of time to complete the tasks set. An overview of your week's learning is detailed below and all the activities and links can be accessed through Google Classroom at the relevant times.

Here's to another great week!

From Mrs Lindsay 😊



Day	English Tasks will go 'live' on Google Classroom at 9.30am each day.	Maths Tasks will go 'live' on Google Classroom at 11am each day.
	<p>Zoom input 9.30am</p> <p><u>LO: To retrieve and infer information from Harry Potter and the Philosopher's Stone</u></p> <p>See Google Classroom for task.</p>	<p>Zoom input 11am</p> <p><u>LO: To multiply 3 digits by 2 digits</u></p> <p>See Google Classroom for task.</p>
	<p>Zoom input 9.30am</p> <p><u>LO: To learn what parenthesis and to apply it to my writing</u></p> <p>See Google Classroom for task.</p>	<p>Zoom input 11am</p> <p><u>LO: To multiply 3 digits by 2 digits</u> (extended through reasoning and problem solving if ready)</p> <p>See Google Classroom for task.</p>
	<p>Zoom input 9.30am</p> <p><u>LO: To revise direct speech To analyse direct speech in JK Rowling's: Harry Potter and the Philosopher's Stone</u></p> <p>See Google Classroom for task.</p>	<p>Zoom input 11am</p> <p><u>LO: To multiply 4 digits by 2 digits</u></p> <p>See Google Classroom for task.</p>
 TT Battle against Mr Doughty's class finishes at 6pm today!	<p>Zoom input 9.30am</p> <p><u>LO: To write dialogue between two of my characters</u></p> <p>See Google Classroom for task.</p>	<p>Zoom input 11am</p> <p><u>LO: To multiply 4 digits by 2 digits</u> (extended through reasoning and problem solving if ready)</p> <p>See Google Classroom for task.</p>
 Remember maths and English tasks both go 'live' at 9.30 today.	<p>Zoom input 9.30am</p> <p>Ask an adult to test you on the 'press' spellings from last week.</p> <p><u>LO: To spell words that end in ibly and ably</u></p> <p>See Google Classroom for task.</p>	<p>Zoom input 11am (The Dinkee battle continues!)</p> <p><u>LO: To continue to work on mental arithmetic skills using arithmetic ladders</u></p> <p>Plus a puzzling maths challenge!</p> <p>See Google Classroom for tasks.</p> <p>New TT Rockstars Battle will also begin today!</p> 

Other learning opportunities:

All tasks and links to sites and videos are on Google Classroom and will go 'live' on Monday at 11am.

RSPB Great British Bird Watch 29th - 31st January

Join the RSPB for the Big Garden Birdwatch and discover the drama on your doorstep. The great thing is that you never know what birds you might see. Will you enjoy a flock of fluffed-up long-tailed tits, will you be charmed by a group of goldfinches or will a cheeky robin steal the show?

Please note, there will be a live lesson from BBC based on the Great British Bird Watch at 11am on the 28th January. Although you will not be able to watch live as we will be having our maths lesson, I have uploaded the link for you to watch another time. There is also an activity sheet to go alongside this lesson. Please see Google Classroom for lots of different activities for you to have a go at, including some links to some fun websites. This is a project so can run over the week.

DT – linked to RSPB Bird Watch Project

As this week is the RSPB Great British Bird Watch, why don't you encourage birds into your garden and help them by feeding them over the winter months. Watch this [video](#) then challenge yourself to make your own bird feeder using recycling materials. You could upload a picture of your bird feeder by clicking the 'add' button and uploading a picture from your drive.

Science – New Topic – The Heart and Circulation

Lesson 1 - [What happens to the circulatory system during exercise? \(thenational.academy\)](#)

Watch and interact with the lesson which will teach you about the parts of the human circulatory system.

Learn how to locate and take your resting heart rate. If you have a fitness app or smart watch you could use this but do learn to locate the pulse on your wrist. The movement you feel is the blood pumping through your blood vessels!

- Measure your heart rate at rest and after exercise as shown in the film clip.
- What other changes can you observe in your body as you exercise?
- You could try different types/intensities of exercise to see the impact this has on your heart rate.

Challenge: Find out how long it takes for your pulse rate to return to normal following exercise.

RE - Humanism – Lesson 2 - Where do Humanists find their truth?

In this lesson, we are going to look at different ways that Humanists find the truth and decide what to believe. We can then learn more about how Humanists view the world around them.

Link to the lesson: [Where do Humanists find their truth?](#)

Complete the quizzes at beginning and end of the online lesson.

Art

Challenge 1

This week is RSPB Great Bird Watch. Have a go at the following step by step tutorial of [How to draw a bird step by step](#).

This task is set as an assignment on Google Classroom so that you can upload a picture of your finished drawing, Mrs Peters, Mrs Jackson and I would love to see some of your art work!

Challenge 2 – The Happy Newspaper.

Emily Coxhead is a designer, illustrator and the creator of 'The Happy News', a newspaper that only



celebrates positive news stories. She aims to add a little bit of sunshine to these strange times, making a few people smile along the way. Now is your time to do the same!

[The Happy Newspaper](#)

Design a front cover for your own Happy Newspaper.

- What will your paper be called?
- Will you only use local stories/pictures or worldwide?
- Will it be aimed at children or everyone?

Feeling even more creative? Why not create the whole newspaper with happy stories and pictures inside too!

MFL

Practise the months of the year this week - can you remember the actions and memory hacks you do with Mrs Moorhouse?

Can you show your 3 favourite actions for the months and explain them to someone at home?

Video 1 - [BIRTHDAYS // Learn French Basics Day 11 - for beginners and kids](#)

Video 2 - [MONTHS PART 2 // Learn French Basics Day 26 - for beginners and kids](#)

Can you write down the first letter of each month only - then say them forwards and backwards?

We are also pleased to inform you that a very kind parent and governor at Five Ways, Mrs Rowsell, will be recording a free French lesson each week for all children across the school to access. The link to use is [SouthStaffs \(lingotot.co.uk\)](#).

PE

[#ThisIsPE - Throwing for accuracy](#) - Lesson 3 – Learn about throwing for accuracy.

Get the washing basket out, grab some pots from the kitchen and find some soft things to throw, like teddy bears!

Tuck In Tuck Out 60 second challenge!

How many times can you tuck your legs up to your chest and then extend them out in 60 seconds?

Super Slalom Run 60 Second Challenge!

How many slalom runs can you complete in 60 seconds?

Layout three objects three steps apart. You must run in and out of the objects and back to the start to complete one slalom run

See challenge cards for full instructions and safety tips!

Computing

[CODE CRACKING](#)

Develop your evaluation and logic skills with this fun game.

Learn about code cracking in WW11 and use your evaluation skills to help stop the invasion.

Music

Melody – Follow the link the BBC Ten Pieces and scroll down to Activity 2: Melody. Watch [this clip](#) with your activity sheet at the ready. You will explore melody and how to start building your own tune with jazz composer Julian Joseph. Activity sheet can be found on Google Classroom.