



Five Ways Primary School

Langholm Drive
Heath Hayes
Cannock
Staffs
WS12 2EZ

Headteacher: Mrs Rachel Mander B.Ed. Hons
Telephone: 01543 278071
Website: www.fiveways.staffs.sch.uk
Email: admin@fiveways.staffs.sch.uk

Hello Bears!

What another fantastic week we had with our learning last week! I am so proud of how hard you are all working.

I hope you have had a lovely weekend and spent time doing something you enjoy. Has anyone taken up a new hobby while you have been at home or tried something new? There is a birthday in my house this week so I have spent the weekend baking with Olivia, wrapping presents and helping Liv plan games for the party tea she has decided to throw for her dad - it's fast become a family tradition to have picnic tea in the lounge, throw a glow stick party and play games on family birthdays!



We are continuing to focus on fantasy stories in English. By now, hopefully, you have started to come up with ideas for your own fantasy story and maybe even started to create your very own imaginative fantasy land that your character will explore. If you haven't thought about it yet - now is the time! Spend a little bit of time thinking about and then jotting down your rough ideas for your story. (Don't worry - this can be changed as we go). Last week we started to plan our main character, who will be the hero of our story. This week we will explore fantasy side kicks and villains! In preparation for our learning this week you could jot down a list of villains and sidekicks in the fantasy stories that you know. This week we will be exploring Alice in Wonderland by Lewis Carroll. This unit is an excellent opportunity to read one of the 'classics' independently or together with your adult. You may also decide to watch some of the film versions and to compare them to the original written version. Also remember to keep track of your reading in your home-link books. Mrs Berry will be keen to hear the next stages of teddy parts that need to be given out on our return to school!

Last week in Maths you amazed me with how well you did with multiplying by 1 digit using the short formal written method. This week, we will be moving onto multiplying by 2 digit numbers. It is very important that you keep practising quick recall of your times table facts to help you when you are multiplying and dividing larger number using written methods. Continue to play times table games – can you create your own times table game to play with your family? Remember to login to TTRockstars – will you be one of this weeks Rockstar Superstars?! Announcements will be made on Monday morning.

As last week, all of the foundation subject tasks will become 'live' on Google Classroom each Monday at 12pm. This will allow you to organise which tasks you complete on which days across the week. All tasks have been given a week's due date so that you have plenty of time to complete all of the tasks set. An overview of your week's learning is detailed below and all the activities and links can be accessed through Google Classroom at the relevant times.







From next week, Mrs Berry may be joining some of our zoom lessons and may even begin some small zoom groups of her own. More details about these and who it will involve will follow.

I am super proud of all of you – you are all amazing! It is a tricky task choosing just a few WOW learner of the week – so well done everyone! Here are this weeks WOW Learners!



Keep smiling and keep safe Bears, you are all superstars!

Miss Kershaw

	English	Maths
<p>Monday 18th January</p> 	<p><u>Zoom Input 9:15am</u></p> <p><u>LO: To read, retrieve and infer in Lewis Carrol's Alice in Wonderland</u></p> <p><i>See Google Classroom for task.</i></p>	<p><u>Zoom Input 10:30am Group 1</u> <u>Zoom Input 11am Group 2</u></p> <p><u>LO: To multiply 2 digit numbers by 2 digit numbers using area models.</u></p> <p><i>See Google Classroom for this task.</i></p>
<p>Tuesday 19th January</p> 	<p><u>Zoom Input 9:15am</u></p> <p><u>LO: To compare and contrast the opening of Lewis Carroll's 'Alice in Wonderland'</u></p> <p><i>See Google Classroom for this task.</i></p>	<p><u>Zoom Input 10:30am Group 1</u> <u>Zoom Input 11am Group 2</u></p> <p><u>LO: To multiply 2 digit numbers by 2 digit numbers using formal written methods.</u></p> <p><i>See Google Classroom for this task.</i></p>
<p>Wednesday 20th January</p> 	<p><u>Zoom input 9:15am</u></p> <p><u>LO: To revise subordinating conjunctions</u></p> <p><i>See google classroom for task.</i></p>	<p><u>Zoom Input 10:30am Group 1</u> <u>Zoom Input 11am Group 2</u></p> <p><u>LO: To multiply 2 digit numbers by 2 digit numbers using formal written methods.</u></p> <p><i>See Google Classroom for this task.</i></p>
<p>Thursday 21st January</p> 	<p><u>Zoom input 9:15am</u></p> <p><u>LO: To create a 'fantasy' characters that I can use in my fantasy story.</u></p> <p><i>See google classroom for task.</i></p>	<p><u>Zoom Input 10:30am Group 1</u> <u>Zoom Input 11am Group 2</u></p> <p><u>Multiplication written methods LO: TBC</u></p> <p><i>See Google Classroom for this task</i></p>
<p>Friday 22nd January</p> 	<p><u>Zoom input 9:15am – English or Maths focused and will highlight the activities that have been set for the day.</u> <i>See google classroom for tasks</i></p> <p><u>Zoom input 10:30am – Friday Fun session.</u></p>	

Wider Curriculum Learning

All tasks and links to sites and videos are on Google Classroom.

All tasks for the week will appear on Monday at 12pm.

RSPB Great British Bird Watch 29th- 31st January

Join the RSPB for the Big Garden Birdwatch and discover the drama on your doorstep. The great thing is that you never know what birds you might see. Will you enjoy a flock of fluffed-up long-tailed tits, will you be charmed by a group of goldfinches or will a cheeky robin steal the show?

Please note, there will be a live lesson from BBC based on the Great British Bird Watch at 11am on the 28th January. Although you will not be able to watch live as we will be having our maths lesson, I have uploaded the link for you to watch another time. There is also an activity sheet to go alongside this lesson. Please see Google Classroom for lots of different activities for you to have a go at, including some links to some fun websites. This is a project so can run over the week.

DT – linked to RSPB Bird Watch Project

As this week is the RSPB Great British Bird Watch, why don't you encourage birds into your garden and help them by feeding them over the winter months. Watch this [video](#) then challenge yourself to make your own bird feeder using recycling materials. You could upload a picture of your bird feeder by clicking the 'add' button and uploading a picture from your drive.

Science – New Topic – The Heart and Circulation

Lesson 1 - [What happens to the circulatory system during exercise? \(thenationalacademy\)](#)

Watch and interact with the lesson which will teach you about the parts of the human circulatory system.

Learn how to locate and take your resting heart rate. If you have a fitness app or smart watch you could use this but do learn to locate the pulse on your wrist. The movement you feel is the blood pumping through your blood vessels!

- Measure your heart rate at rest and after exercise as shown in the film clip.
- What other changes can you observe in your body as you exercise?
- You could try different types/intensities of exercise to see the impact this has on your heart rate.

Challenge: Find out how long it takes for your pulse rate to return to normal following exercise.

RE

Humanism – Lesson 2 - Where do Humanists find their truth?

In this lesson, we are going to look at different ways that Humanists find the truth and decide what to believe. We can then learn more about how Humanists view the world around them.

Link to the lesson: [Where do Humanists find their truth?](#)

Complete the quizzes at beginning and end of the online lesson.

Art

Challenge 1

This week is RSPB Great Bird Watch. Have a go at the following step by step tutorial of [How to draw a bird step by step](#).

This task is set as an assignment on Google Classroom so that you can upload a picture of your finished drawing, Mrs Peters, Mrs Jackson and I would love to see some of your art work!

Challenge 2 – The Happy Newspaper.

Emily Coxhead is a designer, illustrator and the creator of 'The Happy News', a newspaper that only celebrates positive news stories. She aims to add a little bit of sunshine to these strange times, making a few people smile along the way. Now is your time to do the same!

[The Happy Newspaper](#)

Design a front cover for your own Happy Newspaper.

- What will your paper be called?
- Will you only use local stories/pictures or worldwide?
- Will it be aimed at children or everyone?

Feeling even more creative? Why not create the whole newspaper with happy stories and pictures inside too!

MFL

Practise the months of the year this week - can you remember the actions and memory hacks you do with Mrs Moorhouse?

Can you show your 3 favourite actions for the months and explain them to someone at home?

Video 1 - [BIRTHDAYS // Learn French Basics Day 11 - for beginners and kids](#)

Video 2 - [MONTHS PART 2 // Learn French Basics Day 26 - for beginners and kids](#)

Can you write down the first letter of each month only - then say them forwards and backwards?

We are also pleased to inform you that a very kind parent and governor at Five Ways, Mrs Rowsell, will be recording a free French lesson each week for all children across the school to access. The link to use is [SouthStaffs \(lingotot.co.uk\)](#).

PE

[#ThisIsPE - Throwing for accuracy](#) - Lesson 3 – Learn about throwing for accuracy.

Get the washing basket out, grab some pots from the kitchen and find some soft things to throw, like teddy bears!

Tuck In Tuck Out 60 second challenge!

How many times can you tuck your legs up to your chest and then extend them out in 60 seconds?

Super Slalom Run 60 Second Challenge!

How many slalom runs can you complete in 60 seconds?

Layout three objects three steps apart. You must run in and out of the objects and back to the start to complete one slalom run

See challenge cards for full instructions and safety tips!

Computing

CODE CRACKING

Develop your evaluation and logic skills with this fun game.

Learn about code cracking in WW11 and use your evaluation skills to help stop the invasion.

Music

Melody – Follow the link the BBC Ten Pieces and scroll down to Activity 2: Melody. Watch [this clip](#) with your activity sheet at the ready. You will explore melody and how to start building your own tune with jazz composer Julian Joseph. Activity sheet can be found on Google Classroom.