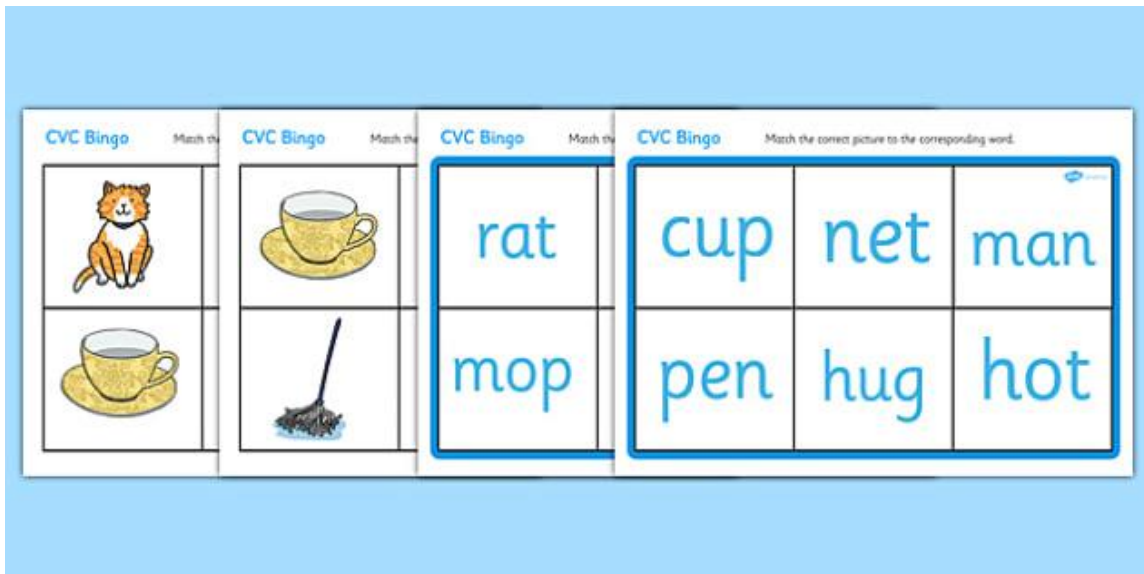


Phonics Activity - Phonics Bingo





Create your own bingo board and fill it with either pictures or words. You can use CV/CVC/CCVC/CVCC words or even tricky words! Make sure each bingo board is different.

For example...

shop	shell	man
sun	fish	pan

You can then make the bingo cards to go with them. You can write the word or draw a picture.



One person can be the bingo caller and the others can have the bingo board in front of them.

The bingo caller can either sound out the word, show the word or show the picture.

If you have that word, cross it off or put a counter on it.

With tricky words, you will have to show the word for the child to recognise as you cannot sound out tricky words.

The first one to have all of their words/pictures crossed off can shout BINGO!

Twinkl have a range of phonics bingo boards at all levels already made.

Have lots of phonics fun! 😊