







































Welcome to the Year One Phonics Workshop

 a_e	 ee	 i_e	 oe	 oo				
 ay	 ea	 ie	 ow	 ue	 or	 ou	 oy	 er
 ai	 _y	 igh	 oa	 u_e	 aw	 ow	 oi	 ur
	 e-e	 _y	 oe	 ew				
					 are	 air		
 oo	 ar	 ear	 ure	 ce	 ge	 ire	 tch	 ph

Year 1 Picture Sound Mat

Success for All
Phonics



Aims:

- To know the way in which 'phonics' is taught at school.
- To know the phase sounds from the 'Fischer Family Trust' document.
- To understand how to segment and blend sounds together to read real and nonsense words.
- To share examples of the Year One 'Phonics Screening Check' material.



What is phonics?

Children are taught to read by breaking down words into separate sounds or 'phonemes'. They are then taught how to blend these sounds together to read the whole word.

Children have been grouped based on their current knowledge of phonics. We have a 30 minute phonic lesson followed by a 30 minute shared reading lesson every day.

Our workshop will focus on the 30 minute phonic lesson which takes place each day.



Definitions

Grapheme: A letter or a group of letters that represent a sound.

e.g. sh, ai, ow, oo

Phonemes: Tiny units of sound in speech that make up words when they are combined.

e.g. c-a-t

GPC: Grapheme Phoneme Correspondence. Knowing a GPC means being able to match a phoneme to a grapheme and vice versa.





























Daily phonics

Each day your child will spend time revisiting phonemes and graphemes to ensure they consolidate their learning before a new content is introduced through teacher led activities designed to help them orally blend, segment, read words and then sentences.

They will also learn the alphabet and how to write letters in upper and lower case before beginning to write simple words and then sentences.


Letter rhymes and formation

Alpha asks for apples. 	The boy bats balls. 	The curly caterpillar crawls. 	Don't disturb the dinosaur. 	Every elephant enters. 
The floppy flower falls. 	The growing girl giggles. 	The happy horse hops. 	Imagine roly insects. 	
Jane jumps for joy. 	The kangaroo keeps kicking. 	The long leg loops. 	The man marches on mountains. 	

Ned is near the net. 	The octopus observes oysters. 	Peck at the proud parrot. 	The queen is quite quiet. 	The rapid rabbit races. 
The snake slides and slithers. 	Tap the tall tower. 	The upside-down umbrella is unusual. 	The vulture veers over valleys. 	
Watch the worm wiggle. 	The excited fox exercises. 	Yank the yellow yo-yo. 	Zip the zig-zag zipper. 	

Sound mats

These sound mats are available throughout our Phonic lessons and during writing time in other subjects.



Weekly Plans




Weekly Phonics Lesson Plan

Step 36


Year 1 – Term 1

ie (ai, il)

	Review Previously Learnt GPCs (10 minutes)			Teach > Practise > Apply New GPCs (15 minutes)					
	Read GPCs	Stretch and Read	Quick Erase	Present New GPC	Say it Fast	Break it Down	Stretch and Read	Spelling Practice	Write Words and Sentences
Day 1	ear air ure er ay ou	listen freezer counter Mr work	vulture Saturday metal* can't class**	cloud > loud > laid > paid > pain > paint > point > joint	Tie your tie.  /ight/ ie	p-ie l-ie-s d-ie-d f-ou-n-d	d-ie l-ou-d s-p-ie-s f-r-ie-d	pie spies supplies	sigh lie high dies tied right sure pound staying dinner pie cried tries fries
Day 2	ear air ure er ay ou	cured sprayed hospital* Mrs	bumper shouting April*	clay > play > lay > lure > lair > chair > hair > hear	Review the Key Card for the new GPC.	t-ie-s d-ie-d t-r-ie-s p-ou-n-d	p-ie s-p-ie-d c-r-ie-s m-ou-th	dried tries fried	might light spies cries pie dried 'I'm frightened of the thunder and lightning,' she cried.
Day 3	ear air ure er ay ou	avoid swaying fossil*	stern mountain sandal*	barn > burn > been > beep > seep > steep > stoop > stool	Review the Key Card for the new GPC.	t-r-ie-s s-t-air d-r-ie-s s-cu-n-d	t-ie-d f-r-ie-s t-r-ou-t s-p-r-ay	fries cried applies	died light flight lies frighten fried Let's lie on the sand and look at the bright moon and stars.
Day 4	ear air ure er ay ou ie	Children read the words for Day 1 in their PPB for speed and fluency.		clear > clay > lay > lie > lied > died > dried > dries	Review any GPCs presented this week that the children need more practice with.	Practise Say it Fast to orally rehearse any words that the children need more practice with this week.	Practise Break it Down to orally rehearse any words that the children need more practice with this week.	Review any words that the children need more practice with this week (including CEWs).	fright dried fries slight supplies tight Tie your boots up tight so you do not trip.
Day 5	ear air ure er ay ou ie	Children read the words for Day 2 in their PPB for speed and fluency.		year > dear > shear > shore > tore > store > star > start	Review any GPCs presented this week that the children need more practice with.	Practise Say it Fast to orally rehearse any words that the children need more practice with this week.	Practise Break it Down to orally rehearse any words that the children need more practice with this week.	Review any words that the children need more practice with this week (including CEWs).	night dries cried bright applied lightning Can you get fries and apple pie?

* Teaching Point: Explain that 'ai' and 'il' are other ways of spelling the /i/ sound.

** This may or may not be a Tricky Word according to regional accent.



Our phonics lesson...



Stretch and Read

Review previously learnt GPCs

ear
air
ure
er
ay
ou

shouting
bumper
spray
cured

****nonsense words included**



Quick Erase

- .Start of lesson
- .Recapping previous sounds taught

cloud-loud
laid-paid
pain-paint
point-joint

Present New GPC



ie

Tie your tie.



Say it Fast

My turn: p-ie (sound it out)

Your turn: pie (say the word)

My turn: c-r-ie-d (sound it out)

Your turn: cried (say the word)

Break it Down

My turn: pie (say the word)

Your turn: p-ie (say the word and show the number of sounds)

My turn: cried (say the word)

Your turn: c-r-ie-d (say the word and show the number of sounds)



pie
spies
supplies
dried
fried
cried

****nonsense words included**



Spelling and Writing Words and Sentences

Record in books.

lie
might
light
pie

Tie your boots up tight so you do not trip.

Why are children being screened?

Every Year 1 child in the country will be taking the phonics screening check in the same week. Week beginning 10th June 2024.

The aim of the check is to ensure that all children are able to read by the end of year 2.

This 'midpoint check' will ensure that we have a clear understanding of what the children need to learn in Year 2.

Examples of the 'Phonics Screening Check'.

Practice sheet: Real words

in

at

beg

sum

Practice sheet: Pseudo words

ot



vap



osk



ect



When?

The Phonic screening takes place week beginning Monday 10th June 2024.

Who with?

Familiar adult so your child feels as confident as possible.

Format of screening

Mixture of 40 real and alien words
In previous years the pass rate has been
32 out of 40 correct.

- Example real and nonsense words:

rain vaib feet cheed

fear nearg light vight

goat quoab burn gurp

How to help at home

- Playing games - Phonics Play
- Visit FFT Websites
- Help children with their real and nonsense homework
- Watch 'AlphaBlocks' linked to sounds children are struggling with.

Example:

<https://www.youtube.com/watch?v=-nBh1DMIrDM>

Games

O and X

1.

rain

2.

down

3.

yoash

4.

coin

5.

vigh

6.

mark

7.

gurch

8.

quorb

9.

beard

O and X

1. ai	2. ow	3. oa
4. oi	5. igh	6. ar
7. ur	8. qu	9. ear

Bingo

string

paint

gleep

broang

twist

froib

Buried treasure



flaich

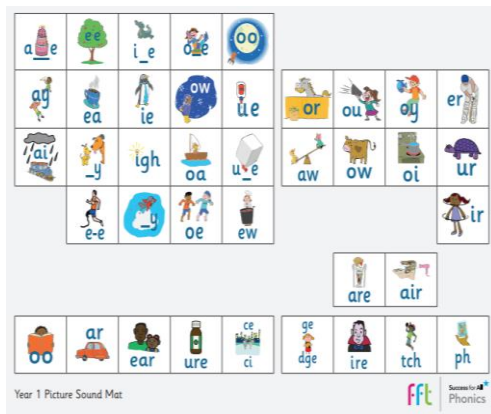
sport

If you
can read
this,
thank a
teacher.



ef yoo
kan rid
ths yoo
prbli ar a
teecha

...or a parent!



Thank you
for coming