



Hello Early Years,

We hope you have all had a lovely week and have enjoyed learning about 'Once upon a Time.'

This week, because it is our last week of home learning, we thought it would be nice to tell you what we are hopefully going to do in the Summer Holidays!

Mrs Ball is very excited for the summer as everywhere is starting to open up again. If she can get away, she would like to visit the seaside and stay in a caravan somewhere south, as she has a lot of family members there and would like to see them soon. She hopes you have a lovely summer holiday and enjoy your family time but also stay safe too!

Mrs Morris is really hoping to go to see her parents in Spain. They were meant to see them over Easter and May half term! If they go, they will drive through France and across the whole of Spain – it takes 2 days! She must wait and see if it is safe to go first as she won't take any risks! If she gets there with her family, she will enjoy the pool and the sunshine, but most importantly, quality family time. They won't go out at all but stay 'at home' in Spain instead. She wishes you a safe and wonderful summer holiday.

Mrs Grimsley is looking forward to spending time with her family. She is hoping to visit Cornwall for a couple of nights with her friends and their children. She hopes you all have a nice break and looks forward to seeing you in September.

Miss Lewis is going to Blackpool as it is her son's favourite place to go! He loves the rides at the pleasure beach. She would also like to visit Ironbridge as she's never been before. She is going to have lots of rest, get some jobs done at home and hopefully enjoy some sunshine in the garden. Miss Lewis hopes you have a lovely summer holiday and looks forward to welcoming you back in September.

Miss Raba is looking forward to spending a week in Cornwall with her family. They will go on lots of long walks and will enjoy the change of scenery. She will spend lots of time with her family and hopefully they will be able to have some fun days out. Miss Raba hopes you are well, she misses you all and hopes you all have a lovely Summer. She is looking forward to seeing you in September.

Miss Owen hopes to get away to the seaside with her dog and go for lots of nice walks with her family. She wants to wish everyone a happy summer holidays and she hopes that you all stay safe and make lovely memories with your families. She cannot wait to see you all in September!

Mr Ferguson plans to go camping with his family and spend more time in his garden making his plants look as pretty as possible. He wants everyone to have a great summer and have lots of fun with your families! Stay safe and best wishes.

You have all been working so hard and have all grown lots. Your Early Years teachers are all very proud of how you have all coped during this strange time. Keep it up and carry on working hard at home on your home learning projects and on your Oak Academy work.

This week's home learning is all about '**Summer**.' As usual, please try to do at least one activity from each section. If you can do more, brilliant!

Nessy Spelling and Reading will be coming to an end at the end of term, so this is your last week to have fun on there!

If you would like your work to be celebrated on our school website then send a photograph of it to:
receptionphotographs@fiveways.staffs.sch.uk

We have all really enjoyed seeing the photographs of you working from home, on our school website. If you haven't sent anything into us yet, you have one week of learning left!







Have a wonderful Summer and stay safe.

The Early Years Team.



Summer




<p><u>Areas of Learning:</u></p>	<p><u>Early learning Goal:</u></p>	<p><u>Task/Activity:</u></p>
<p><u>Expressive Art and Design:</u></p> <p>Being Imaginative</p>	<p>Children use what they have learnt about media and materials in original ways, thinking about uses and purposes.</p> <p>They represent their own ideas, thoughts and feelings through art, music, dance, role play and stories.</p>	<p>Here are some fun, summer themed crafts to do...</p>   
<p>Exploring using media and materials</p>	<p>They safely use and explore a variety of materials, tools and techniques, experimenting with colour, design, texture, form and function.</p>	  

There is a summer themed craft activity pack on Twinkl:

<https://www.twinkl.co.uk/resource/t-t-19918-summer-themed-craft-activity-pack>

~ Design and make your own boat. Talk about what you are going to use to make it. Which materials are waterproof? Which materials might float or sink? How will you fix the materials together? What tools/resources do you need?

Test your boat out in the sink/bath/paddling pool and see if it sails away!



You could even set up your own ice cream shop role play area!



<p>Personal, Social and Emotional Development:</p> <p>Managing Feelings and Behaviour</p>	<p>Children talk about how they and others show feelings, talk about their own and others' behaviour, and its consequences, and know that some behaviour is unacceptable. They work as part of a group or class, and understand and follow the rules. They adjust their behaviour to different situations, and take changes of routine in their stride.</p>	<p>Discuss all of the changes that have happened these last few months. Talk about how you all feel?</p> <p>Talk about what they are looking forward to when they return to school. What might they be nervous about?</p> <p>Discuss that everyone gets nervous and scared, even grow-ups and that it is perfectly okay.</p> <p>Talk about how they are a year older and will have a new year group and teacher. What are they excited about? Do they have any questions to ask?</p> <p>Read/Listen to the story 'Be Brave Little Penguin' https://www.youtube.com/watch?v=f4TnDma78Oo</p> <p>Talk about how the penguin was scared to go in the water and how he overcome this. Talk about things you may be scared of? Is there a time when you have had to be brave?</p>
<p>Communication and Language:</p> <p>Speaking</p>	<p>Children express themselves effectively, showing awareness of listeners' needs. They use past, present and future forms accurately when talking about events that have happened or are to happen in the future. They develop their own narratives and explanations by</p>	<p>Talk about your own experiences of family holidays.</p> <p>Where did you go? How did you get there? Who did you go with?</p> <p>Look at photographs and talk about the great memories that you had.</p> <p>Ask your family members if they have been to different places on holiday.</p>

	<p>connecting ideas or events.</p>	<p>Bubble blowing is a good activity to target oral motor or mouth skills. Blowing exercises increase strength in the tongue for producing the sounds at the back of our mouth like consonants K and G. It's also good for working on lip rounding which is necessary for the consonant sound W and the vowels 'oo' and 'oh.</p>
<p>Physical development: Moving and Handling</p> <p>Health and Self-Care</p>	<p>Children show good control and co-ordination in large and small movements. They move confidently in a range of ways, safely negotiating space. They handle equipment and tools effectively, including pencils for writing.</p> <p>Children know the importance for good health of physical exercise, and a healthy diet, and talk about ways to keep healthy and safe. They manage their own basic hygiene and personal needs successfully, including dressing and going to the toilet independently.</p>	<p>Below is a link to a summer themed fine motor skills pack. There is a range of cutting and pencil control sheets to work on.</p> <p>https://www.twinkl.co.uk/resource/t-t-13115-seaside-and-summer-themed-fine-motor-skills-pack</p> <p>Now the weather is nice, do lots of physical activities outside.</p> <ul style="list-style-type: none"> ~ Skipping ~ Hula hooping ~ Running/chasing games ~ Bat and ball ~ Throw and catch ~ Swimming in paddling pools ~ Hopscotch ~ Football ~ Dancing <p>Talk about the importance of staying safe in the sun. Why do we need to wear a sun hat and sun cream?</p> <p>Talk about keeping safe near the water. Make a poster/list of rules about water safety. For example:</p> <p>Always stay by a grown up. Do not run by water.</p>

		<p>Do not go by the edge. Always stay in arms reach.</p> <p>See what water safety rules you can come up with.</p> <p>Make sure you can get dressed and undressed by yourself ready for Year One.</p>
--	--	--

Literacy:
Writing

Children use their phonic knowledge to write words in ways which match their spoken sounds. They also write some irregular common words. They write simple sentences which can be read by themselves and others. Some words are spelt correctly and others are phonetically plausible.

Reading

Children read and understand simple sentences. They use phonic knowledge to decode regular words and read them aloud accurately. They also read some common irregular words. They demonstrate understanding when talking with others about what they have read.

Here is a link to summer themed writing paper so that you can write about all of the adventures you get up to over the summer holidays.

<https://www.twinkl.co.uk/resource/t-l-1354-my-summer-holiday-page-borders>

Summer rhyming words - This is on the website for you to use. Can you think of words that rhyme with hot, camp, fan, sun, cap and sand? Write a list.

The worksheet is titled "Summer Rhyming Words" and includes a Twinkl logo. It contains the following text and images:

Write down words on the lines below that rhyme with the summer words provided.

hot		sun	
_____		_____	
_____		_____	
_____		_____	
camp		cap	
_____		_____	
_____		_____	
_____		_____	
fan		sand	
_____		_____	
_____		_____	
_____		_____	

Can you write a postcard and send it to a friend or family member?

The postcard template will be on the website or you can create your very own!

The postcard template is divided into two sections. The top section is a large blank area for writing. The bottom section is for the address and includes a postage stamp area with a 3p stamp and three horizontal lines for the address. A Twinkl logo is visible in the bottom right corner of the template.

Can you read what you have written?

There is a read and colour worksheet on Twinkl where you have to read the

sentence in order to know what colour it needs colouring:

<https://www.twinkl.co.uk/resource/t-t-12241-summer-read-and-colour-worksheet>

Set up an ice cream shop and write a list of flavours that you would like to sell.

Mathematics:
Number

Children count reliably with numbers from one to 20, place them in order and say which number is one more or one less than a given number. Using quantities and objects, they add and subtract two single-digit numbers and count on or back to find the answer. They solve problems, including doubling, halving and sharing.

Create your own boats with bottle caps and paper. Write numbers on your boats. Can you put them in the correct order? Which one will sail away the fastest?



Shape, space and Measure



Children use everyday language to talk about size, weight, capacity, position, distance, time and money to compare quantities and objects and to solve problems. They recognise, create and describe patterns. They explore characteristics of everyday objects and shapes and use mathematical language to describe them.



In your ice cream shop, use real money to buy and pay for your ice creams. Label each flavour with a price. For example, 1p, 2p, 5p, 10p, 20p.



Challenge - use 2ps to count in twos, 5p for fives and 10p for tens.



Summer addition worksheet - can you add the summer objects together? (on website)



Summer Addition Sheet
Write the answers in the circles.

 +  =

 +  =

 +  =

 +  =

 +  =

		<p>Have a ball race. Roll a ball and see how far it travels. Draw a line or mark the spot where it stopped. See if you can make it go further.</p> <p>Create a repeated pattern with summer objects. You could also draw out your repeated pattern. For example,</p> <p>Shell, spade, bucket, shell, spade, bucket.</p> <p>Can you find any pinecones outside or shells/pebbles? Share them out between you and your family. How many do you have each?</p>
<p>Understanding the World: Technology</p> <p>People and Communities</p>	<p>Children recognise that a range of technology is used in places such as homes and schools. They select and use technology for particular purposes.</p> <p>Children talk about past and present events in their own lives and in the lives of family members.</p> <p>Children know about similarities and differences in relation to places, objects, materials and living things.</p>	<p>Winter and summer themed clothes - sort out different items of clothing that you would wear in the summer and in the winter. Discuss why you would need it, linking it to the weather.</p> <p>Discuss the changes that happen in the summer.</p> <ul style="list-style-type: none"> ~ Weather ~ Plants ~ Animals <p>Take photographs of what you can see using a range of technology.</p> <p>You could even draw a picture of the four different seasons to</p>



Understanding
the
World

They talk about the features of their own immediate environment and how environments might vary from one another. They make observations of animals and plants and explain why some things occur, and talk about changes.

compare them all.

Compare photographs of the seaside with where we live. Talk about the similarities and differences that you can see. You could paint or draw a picture of the seaside and one of where you live. What animals/creatures might you find at the seaside but not in a city?

Google Earth is great for looking at comparisons and what you can see from a satellite view.

Talk about your own experiences of family holidays. Where did you go? Can you find the place on a map? How long did it take to get there? How did you get there?

Talk about ice lollies and ice cream and the process of melting. Leave one in the sun and experiment with what happens. What would happen if you froze water in the freezer?

Make your own ice lollies using squash and water! What flavours could you make?



Talk about shadows and light and create your own shadow drawings!