



Reception Class

Hello Early Years,

We hope you have been staying safe and having lots of fun learning about our 'Under the Sea' topic last week.

We thought that you would like to know what your teachers have been up to:

Miss Lewis has been in school with the key worker children. She has spent lots of time outside in the sunshine. Miss Lewis has also been helping her son Jack with his schoolwork, which she found a bit tricky as he is in year 10! She hopes you are all staying safe and misses you lots!

Miss Raba enjoyed making bunting and paper chains with her family to decorate her house for VE Day. She has the paddling pool in the garden for the children to play in and sometimes even has a splash in it herself!

Mrs Morris has celebrated VE day with her family, by putting up decorations, having afternoon tea and singing outside with the neighbours. She has also enjoyed looking at the fantastic photos that you have been sending in. She thinks that you are all working so hard, keep it up!

Mrs Ball has been enjoying the VE day celebrations with her neighbours and they all came out to sing 'We'll Meet Again' and had a BBQ on the front lawn. She made a special Union Jack Victoria sponge cake too! She has also been updating Bug Club for all the children in Reception to make sure everyone has enough e-books so don't forget to log on and have a look!

Mrs Grimsley has enjoyed the sunny weather this week and has spent some time in the garden and has cleaned her drive, with the help of Mr Grimsley - it was hard work! She spent VE Day baking some lovely cakes and made flags with Jamie, Thomas and Harry to decorate the house and then sat in the front garden with some yummy food to celebrate with her lovely neighbours. She had lots of fun and sang together, while one of our neighbours, who is a Dr, ran up and down our cul-de-sac to raise money for the NHS, we all cheered him on! She has loved looking at the website and the PTFA page to see Reception children joining in with the VE Day celebrations and can't wait to see more of what they have all been up to!

Miss Owen enjoyed celebrating VE Day by baking a Victoria Sponge cake to share with the neighbours and drinking a cup of tea in the garden. The house was decorated with bunting and it was lovely to see all the street parties on her dog walk. She hopes you all had lots of fun celebrating!

Mr Ferguson has been keeping busy by spending lots of time in his garden. It takes a long time to water all the plants! He had a great time celebrating VE Day. He baked scones and fairy cakes and had a tea party in the garden. Mr F hopes you all stay healthy and happy and is thinking of you all.

For those of you who have celebrated a special occasion or have one during this Lockdown, we would like to wish you a very happy birthday! We would love to see or hear about how you celebrated it this year.

Enjoy your home learning and stay safe,







The Early Years Team

This week's home learning is all about Minibeasts. Please try to do at least one activity from each section. If you can do more, brilliant! Remember to also complete the work on Oak Academy website for <https://www.thenational.academy/online-classroom/reception#schedule>

If you would like your work to be celebrated on our school website then send a photograph of it to: receptionphotographs@fiveways.staffs.sch.uk We have all really enjoyed seeing the photographs of you working from home, on our school website.



	<h2 style="text-align: center;">Minibeasts</h2>	
<u>Areas of learning:</u>	<u>Early learning Goal:</u>	<u>Task/Activity:</u>
<p>Expressive Art and Design:</p> <p>Being Imaginative</p>	<p>Children use what they have learnt about media and materials in original ways, thinking about uses and purposes.</p> <p>They represent their own ideas, thoughts and feelings through art, music, dance, role play and stories.</p>	<p>Can you get creative and make your own minibeasts using different materials?</p> <p>Here are some ideas...</p> <div style="display: flex; justify-content: space-around; align-items: center;"> <div data-bbox="847 1704 1051 1966"> <p style="text-align: center; font-size: small;">Minibeast Pebbles</p>  </div> <div data-bbox="1107 1704 1347 1973">  </div> </div>

		<div data-bbox="820 107 1114 358">  </div> <div data-bbox="1161 107 1439 376">  </div> <div data-bbox="829 407 1152 600">  </div> <div data-bbox="1209 407 1414 631">  </div> <div data-bbox="865 743 1094 990">  </div> <div data-bbox="1161 654 1455 1088">  </div> <div data-bbox="1161 107 1439 138"> <p>Incy Wincy Spider Prop</p> </div> <div data-bbox="1248 407 1375 456"> <p>Paper Plate Spider Web</p> </div> <div data-bbox="884 743 1078 779"> <p>Paper Bowl Bee</p> </div>
<p>Personal, Social and Emotional Development: Managing Feelings and Behaviour</p>	<p>Children talk about how they and others show feelings, talk about their own and others' behaviour, and its consequences, and know that some behaviour is unacceptable. They work as part of a group or class, and understand and follow the rules. They adjust their behaviour to different situations, and take changes of routine in their stride.</p>	<p>Think about minibeasts...</p> <p>They are so tiny. Are we tiny?</p> <p>Talk about how we are like giants to a minibeast. They are most likely scared of us. Do we need to be scared of them?</p> <p>Should we be brave?</p> <p>Talk about the importance of being brave and looking after minibeasts.</p> <p>How can we look after minibeasts?</p>

<p>Communication and Language:</p> <p>Listening and Attention</p> <p>Understanding</p> <p>Speaking</p>	<p>Children listen attentively in a range of situations. They listen to stories, accurately anticipating key events and respond to what they hear with relevant comments, questions or actions. They give their attention to what others say and respond appropriately, while engaged in another activity.</p> <p>Children follow instructions involving several ideas or actions. They answer 'how' and 'why' questions about their experiences and in response to stories or events.</p> <p>Children express themselves effectively, showing awareness of listeners' needs. They use past, present and future forms accurately when talking about events that have happened or are to happen in the future. They develop their own narratives and explanations by connecting ideas or events.</p>	<p>Talk about minibeasts and what you already know about them.</p> <p>What is a minibeast? Have you seen any in your garden or out on your walks? Find out about a minibeast using a book or a computer. Tell your grown up a fact about them.</p> <p>There are 'Come Outside' videos on YouTube where Auntie Mabel and Pippin the dog teach you about frogs, butterflies, snails and spiders.</p> <p>Guess Who game:</p> <p>Find out information about a minibeast. With a partner, describe your minibeast to them and see if they can guess which minibeast you are talking about. Then switch roles. You need to listen very carefully.</p>
---	---	---

Physical development:
Moving and Handling


Children show good control and co-ordination in large and small movements. They move confidently in a range of ways, safely negotiating space. They handle equipment and tools effectively, including pencils for writing.

Can you pretend to be a minibeast and move around like them?


Dance like
a bee!




Spin like a
spider!



Scuttle like
a woodlouse!



Zigzag like
a millipede!



Slide like
a snail!




Flutter like a
butterfly!



Wriggle like
a caterpillar!




March like
an Ant!



Zoom like
a fly!



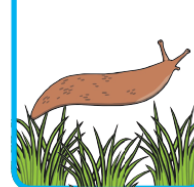
Creep like a
beetle!




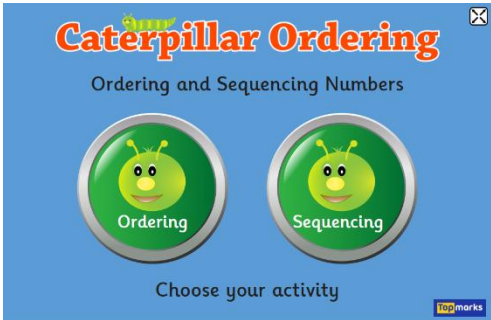

Waltz like
a dragonfly!



Slither like
a slug!




<p>Health and Self-Care</p>	<p>Children know the importance for good health of physical exercise, and a healthy diet, and talk about ways to keep healthy and safe. They manage their own basic hygiene and personal needs successfully, including dressing and going to the toilet independently.</p>	<p>Can you create a healthy fruit caterpillar? Why is it healthy?</p>  <p>Use a knife to carefully chop up the fruit. Talk about safety when chopping up fruit and using sharp tools.</p> <p>Watch 'The Very Hungry Caterpillar' on YouTube. Or read the story if you have the book. Can you sort out the foods that he ate into healthy and unhealthy foods?</p> <p>Remember to wash your hands after playing in the garden or soil and to also wash them before cooking. Talk about why this is so important. Can you think of a minibeast rhyme to wash your hands to?</p> <p>~ There's a worm at the bottom of my garden... ~ Incy Wincy Spider</p>
<p>Literacy: Writing</p> <p>Reading</p>	<p>Children use their phonic knowledge to write words in ways which match their spoken sounds. They also write some irregular common words. They write simple sentences which can be read by themselves and others. Some words are spelt correctly and others are phonetically plausible.</p>	<p>Choose a minibeast and write a sentence/sentences about them. What are they called? What do they look like? Where do they live? What do they eat?</p> <p>Some children can even label parts of a minibeast. For example, head, leg, arm, body etc.</p> <p>Challenge - Write a set of clues for your grown-ups. They need to guess which minibeast you are writing about.</p>

	<p>Children read and understand simple sentences. They use phonic knowledge to decode regular words and read them aloud accurately. They also read some common irregular words. They demonstrate understanding when talking with others about what they have read.</p>	<p>Then switch it around – your grown up has to write clues for you to read by yourself!</p> <p>YouTube has video stories for ‘The Very Hungry Caterpillar’ and ‘Superworm’ which are fantastic stories to read and retell.</p> <p>Talk about these stories:</p> <ul style="list-style-type: none"> - Characters - Setting - What happens at the beginning, middle and end of the story? - Can you retell the story to a grown-up or sibling? - Can you spot any tricky words?
<p>Mathematics: Number</p> <p>Shape, Space and Measure</p>	<p>Children count reliably with numbers from one to 20, place them in order and say which number is one more or one less than a given number. Using quantities and objects, they add and subtract two single-digit numbers and count on or back to find the answer. They solve problems, including doubling, halving and sharing.</p> <p>Children use everyday language to talk about size, weight, capacity, position, distance, time and money to compare quantities and objects and to solve problems. They recognise, create and describe patterns. They explore characteristics of everyday objects and shapes and use mathematical language to describe them.</p>	<p>Oak Academy lessons</p>   <p>Top Marks Education has lots of interactive maths games: https://www.topmarks.co.uk/Search.aspx?Subject=37</p> <p>Can you cut out green circles to make a caterpillar and put a number on each circle? Can you order the numbers to create a caterpillar? Can you say which number is one more or one less?</p> <p>Doubling using ladybirds and butterflies – The grown up can draw</p>

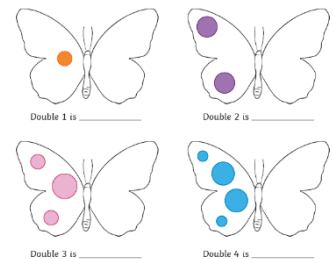
a given number of spots on one side of the minibeast and the child has to double them.

There are lots of templates available on Twinkl.

Double the ladybird spots




Butterfly Doubles

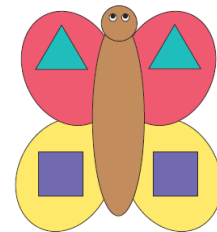


Can you create a minibeast out of 2D shapes?

Bee Shape Picture



Butterfly Shape Picture



Can you create a repeated pattern caterpillar using a kitchen/toilet roll tube? Try using two or three different colours.



Understanding the World: Technology

Children recognise that a range of technology is used in places such as homes and schools. They select and use technology for particular purposes.

You can watch 'Minibeast Adventures with Jess' on CBeebies iPlayer and find out lots more information about your favourite minibeasts.

Top Marks Education has lots of interactive games:

<https://www.topmarks.co.uk/Search.aspx?Subject=37>

Understanding the World

Children know about similarities and differences in relation to places, objects, materials and living things. They talk about the features of their own immediate environment and how environments might vary from one another. They make observations of animals and plants and explain why some things occur, and talk about changes.

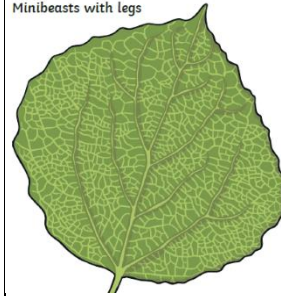
Take photographs of any minibeasts you can find in the garden. Do you know how to take a photograph?

Talk about what the minibeasts look like. Are there any similarities and differences between them? Can you sort minibeasts by 'legs' and 'no legs' or by 'wings' and 'no wings'?

Minibeasts Sorting Activity

Sort the minibeasts into the correct group.


Minibeasts with legs



Minibeasts with no legs





Minibeasts Sorting Activity Cards



Where do minibeasts live? Can you create your own 'Bug Hotel' for your garden?



What natural materials could you use?

		<p>Can you create a minibeast using natural resources?</p>  <p>Can you compare minibeasts in different countries? Are they bigger? Are they more dangerous? Use the internet with your grown-up to find out information about minibeasts from all over the world.</p> <p>Create your own binoculars using kitchen roll/toilet roll tubes or card. Go on a minibeast hunt on your daily walk. What minibeasts can you find?</p> 
--	--	---

Twinkl have lots of fabulous activities on minibeasts that you can download!

Don't forget that we would love to see photographs of your home learning activities. See Mrs Mander's letter about how to email in your photographs. We can then display them in our Reception Gallery 😊