



Five Ways Primary School

Langholm Drive
Heath Hayes
Cannock
Staffs
WS12 2EZ

Headteacher:
Telephone:
Website:
Email:

Mrs Rachel Mander B.Ed. Hons
01543 278071
www.fiveways.staffs.sch.uk
admin@fiveways.staffs.sch.uk

Year 1 Mrs Robinson's class

Hello children,

I hope you have all had a lovely week! Hopefully you have continued to enjoy some of the activities we suggested for this week.

It was lovely again this week to catch up with so many of you on Zoom. It was brilliant to have the opportunity to share news, see some of the activities you have been completing and hear about all the books you have been reading – well done!

As usual, this letter includes some choices for your weekly home learning in maths, phonics, reading, spelling and writing, and also some projects.

For this week's home learning, I would like you to aim to complete one bullet point from each section, per day. As stated in my last letter, there is no set expectation for how long any task should take. These are just a guide to offer extra support should you need it. Some children will need to do activities in short snippets and others will be able to engage in an activity for longer. Please use the resources on the website to help you navigate this week's learning. It would be important for each Year One Child to complete a daily phonics sessions of between 15 to 30 minutes.

Please continue to access to Nessy online. This is a fabulous tool for reading, spelling and writing. To log onto Nessy this week, you can click on the picture link on the Home Learning section of the school website. *Please note that our Nessy subscription will run out at the end of this week so get as much learning in as possible while you still can!*

Don't forget, if you would like your work to be celebrated on our school website then send a photograph of it to: y1photographs@fiveways.staffs.sch.uk - please ask your grown up to do this for you. I love being able to see all of the lovely activities you have been doing.

I can't believe that this is the last letter we will be sending out before our summer holidays! Well done to you (and your grown ups) for all the hard work you have been competing at home over the last few months. I wish you all a safe and happy summer holidays and I hope to be able to see you back in school in September.

Best wishes and take care,

from Mrs Robinson



Week Commencing: Monday 13 th July 2020.	
Weekly Spelling/Phonics (pick one per day)	Weekly Reading (pick one per day)
<ul style="list-style-type: none"> Select a Nesy reading or spelling challenge. Complete an activity from the phonics section of the website from the Phase you are working on. Complete an activity from the SPaG booklet. <p>https://www.fiveways-primary-school.org.uk/admin/ckfinder/userfiles/files/English_SPaG-Booklet_Year-1-2.pdf</p> <ul style="list-style-type: none"> Choose 5 of the Year One Common Exception Words to practise. <p>https://www.fiveways-primary-school.org.uk/admin/ckfinder/userfiles/files/T-L-5155-Year-1-Common-Exception-Words_ver_4.pdf</p> <ul style="list-style-type: none"> Access Spelling Frame and choose an activity from the Year 1 section appropriate for your child's level. <p>https://spellingframe.co.uk/</p> <p>(Please see the Home Learning: Phonics/Reading section on the school website to support these activities.)</p> <p>Strategies you may wish to use to help you to learn your spellings:</p> <ul style="list-style-type: none"> Rainbow write Look, say, cover, write, check Quick write – write the word as many times as you can in 30 seconds pyramid writing Draw around your hand and see how many times you can write the word. <p>Extension challenges for confident spellers:</p> <ul style="list-style-type: none"> Write the word in a sentence – try to write a statement and a question. Find other words that use the phoneme you are learning, or other words that use the same spelling rule – (ai, ay, a-e) 	<ul style="list-style-type: none"> Choose a Bug Club book to enjoy. Listen to and watch the audible story: 'What the Ladybird Heard at the Seaside'. <p>https://www.youtube.com/watch?v=PvguZ1YvK</p> <ul style="list-style-type: none"> Choose BBC Bitesize Reading lesson: Daily Book Club: George's Marvellous Medicine by Roald Dahl. <p>https://www.bbc.co.uk/bitesize/articles/z87fbk</p> <ul style="list-style-type: none"> Explore this week's Pobble 365 activity: 'An Unexpected Adventure'. <p>https://www.pobble365.com/an-unexpected-adventure</p> <ul style="list-style-type: none"> Read a book of your choice and ask your grown up to ask you three questions about what you have read. <p>(Please see the Home Learning: Phonics/Reading section on the school website to support these activities.)</p> <p>Extension Challenges for confident readers:</p> <ul style="list-style-type: none"> Complete a book review about a book you have read. Complete this week's comprehension activity. <p>https://www.fiveways-primary-school.org.uk/admin/ckfinder/userfiles/files/t-l-51706-minibeasts-differentiated-reading-comprehension-activity-ver_5.pdf</p> <ul style="list-style-type: none"> Choose an inference activity. <p>(Select the 'Inference Challenge' tab on the school website.)</p> <p>(Please see the Home Learning: Phonics/Reading section on the school website.)</p>

Weekly Writing (pick one per day)	Weekly Mathematics (pick one per day)
<ul style="list-style-type: none"> • Daily tasks for 'What the Ladybird Heard at the Seaside'. • Choose BBC Bitesize English lesson: 'Alphabetical Order.' <p>https://www.bbc.co.uk/bitesize/articles/zsnq4xs</p> <ul style="list-style-type: none"> • Access Oak National Academy: To write a poem <p>https://classroom.thenational.academy/lessons/to-listen-to-a-poem-36da10</p> <ul style="list-style-type: none"> • Practise your handwriting and make sure you can form every letter (lower case and capital letter) and every number correctly. • Learn to read and spell some more of the Year 1 common exception words. <p>https://www.fiveways-primary-school.org.uk/admin/ckfinder/userfiles/files/T-L-5155-Year-1-Common-Exception-Words_ver_4.pdf</p> <ul style="list-style-type: none"> • Write between one and five sentences every day, e.g. write about what you have done that day, write a letter to a friend or maybe write a blurb for a book you have read. <p>(Please see the Home Learning: English tasks section of the school website to support these activities.)</p> <p>Challenge:</p> <ul style="list-style-type: none"> • Try to learn between 5 and 10 new words each week. • Common Exception Words Handwriting Practise. <p>https://www.fiveways-primary-school.org.uk/admin/ckfinder/userfiles/files/Exception_Words_Handwriting_Practice_Cursive-unjoined_Year_1-2.pdf</p> <ul style="list-style-type: none"> • Choose an activity to complete from the SPaG Booklet. <p>https://www.fiveways-primary-school.org.uk/admin/ckfinder/userfiles/files/English_SPaG-Booklet_Year-1-2.pdf</p>	<ul style="list-style-type: none"> • Choose your next MyMaths challenge. • Complete today's White Rose maths lesson. • BBC Bitesize maths lesson: Finding half of an object. <p>https://www.bbc.co.uk/bitesize/articles/zbpzdp3</p> <ul style="list-style-type: none"> • Oak National Academy maths challenge: Multiplication and Division. <p>https://classroom.thenational.academy/subject-s-by-year/year-1/subjects/maths</p> <ul style="list-style-type: none"> • Choose an activity from Topmarks. <p>https://www.topmarks.co.uk/maths-games/5-7years/counting</p> <p>(Please see the Home Learning: Maths section of the school website to support these activities and for any additional maths challenges.)</p> <p>Challenge:</p> <ul style="list-style-type: none"> • Choose a maths booklet from the White Rose website to complete. <p>https://whiterosemaths.com/resources/primary-resources/parent-workbooks/</p>





Weekly Project: Bubbles!

Links to support:

<https://sociallyskilledkids.com/personal-space/>

<https://www.youtube.com/watch?v=WPTcmVGhDTc>

<https://freekidsbooks.org/wp-content/uploads/2019/08/The-bubble-mystery-room-to-read-FKB.pdf>

<p>Art/ DT</p> <p>Make your own bubble wand.</p> <p>Try using:</p> <ul style="list-style-type: none"> - Pipe cleaners - Sticks and coated wire - Sticks and string - Cookie cutters and sticks <p>Which were the best materials to use? Why?</p> <p>Decorate your wand with paint, tissue paper, beads etc.</p> <p>Safety tips: Only pop your own bubbles. Don't blow bubbles at other people.</p>	 <p>Bubble mixture recipe:</p> <ul style="list-style-type: none"> - 1 litre hot water. - 250ml good quality washing up liquid. - 2-4 tablespoons of glycerine. <p>Best made 2-3 days in advance.</p>	<p>PSHE</p> <p>Talk about the idea of personal space using this guide: www.sociallyskilledkids.com/personal-space/</p> <p>Talk about how, at the moment, our personal bubbles need to be bigger than usual to keep us all safe from the coronavirus.</p> <p>Give large hula hoops to children to hold round their middles to demonstrate personal bubbles. Try walking around without bumping into each other's bubbles.</p> <p>If relevant, talk about how we are in a small group bubble in school as well. Bubbles inside a bubble! Ask children to think of a name for our bubble.</p>	<p>Science/ Understanding the World</p> <p>Questions to prompt children to explore/ experiment with bubbles:</p> <p>Can you make bubbles just with water? Do bubbles last longer in the shade or in the sun? On a dry surface or a wet surface? Do bubbles make shadows? What colours can you see in a bubble? Can you make a pointy bubble or a cube-shaped bubble? Can bubbles go underwater? Are smaller bubbles always stronger than bigger bubbles? Could a person float inside a bubble? Why/ why not?</p>
			<p>Writing</p> <p>Listen to 'Bubble Trouble' by Margaret Mahy https://www.youtube.com/watch?v=WPTcmVGhDTc</p> <p>Imagine you were floating away in a bubble. How did you get in there? Where would you go? What might happen? How would you get out?</p> <ul style="list-style-type: none"> - Draw yourself inside a bubble. Write a caption for your picture. - Plan and write a story about floating away in a bubble.
<p>Bubble Printing</p> <ul style="list-style-type: none"> - Pour bubble mixture into 4 small lidded containers. - Add food colouring - Shake up the containers to froth up the mixture. - Children take turns to place card over the top of the bubbles. <p>They can cut their card into animal shapes and decorate if they like.</p>		<p>Reading</p> <p>Read aloud the story of 'The Bubble Mystery': https://freekidsbooks.org/wp-content/uploads/2019/08/The-bubble-mystery-room-to-read-FKB.pdf</p> <p>Comprehension questions: - Which one is Toot-Toot? - What kind of animal is she? - Why was she scared of the water? - What does 'blgg' mean? - Do you know how bubbles are made? - What's a mystery? - How is she feeling? - What was the solution? - Why didn't Toot-Toot tell her sister?</p>	<p>Phonics</p> <p>Extra activities to help re-cap/ reinforce target sounds (in addition to usual phonics lessons):</p> <ul style="list-style-type: none"> - Sky-writing graphemes with bubble wands. - How many words can you think of for sounds related to bubbles? Pop, plug, drip, whoosh, etc. What are the phonemes in this word? Can you write it in a phoneme frame? - Put graphemes inside hula hoops on the ground. Children hop from bubble to bubble to make words.