




Welcome to Year 3



Meet The Year 3 Team



Mrs Darby (Year Leader)
Classteacher to the Lions



Mr Ferguson
Classteacher to the Tigers



Miss Berry
Classteacher to the Leopards



Mrs Davidson
(Teaching Assistant)



Miss Fennell
(Teaching Assistant)




Mrs Baker
(Teaching Assistant)

A New Era!

Start of Year 3

This will be the children's first year in KS2. We aim to work closely with you and your child to offer support and to ensure that the transition between KS1 and KS2 is as smooth as possible and the start of an exciting new chapter.



The Year 3 Environment



What your child will need to bring to school each day:

- ▶ Home-Link Book
- ▶ Reading book
- ▶ Zapper
- (more information to follow)
- ▶ Big Cat Reading Challenge booklet
- ▶ See through, water bottle
- ▶ Healthy snacks (for morning and afternoon break)
- ▶ Lunchbox (if having a packed lunch)
- ▶ Coat




Home – School Communication



- ▶ We aim to work closely with you and maintain excellent communication with you regarding your child.
- ▶ You can contact us by telephone, email or by writing a message in the Home-Link Book. Alternatively, you can pass a message to the adult at the door.
- ▶ Home-Link' books – please ensure that your child is aware if you have written a message so that they can show this to their class teacher on arrival at school.
- ▶ Curriculum Overviews
- ▶ Medical Needs, Allergies and Bump Forms
- ▶ Attendance

Home-Link Books



Daily Diary continued. . .	
Saturday	
Sunday	

Spellings and Messages 	
Spelling Test	
1	
2	
3	
4	
5	
6	
7	
8	
9	
10	
New Spellings	
1	
2	
3	
4	
5	
6	
7	
8	
9	
10	

Important messages between Home and School

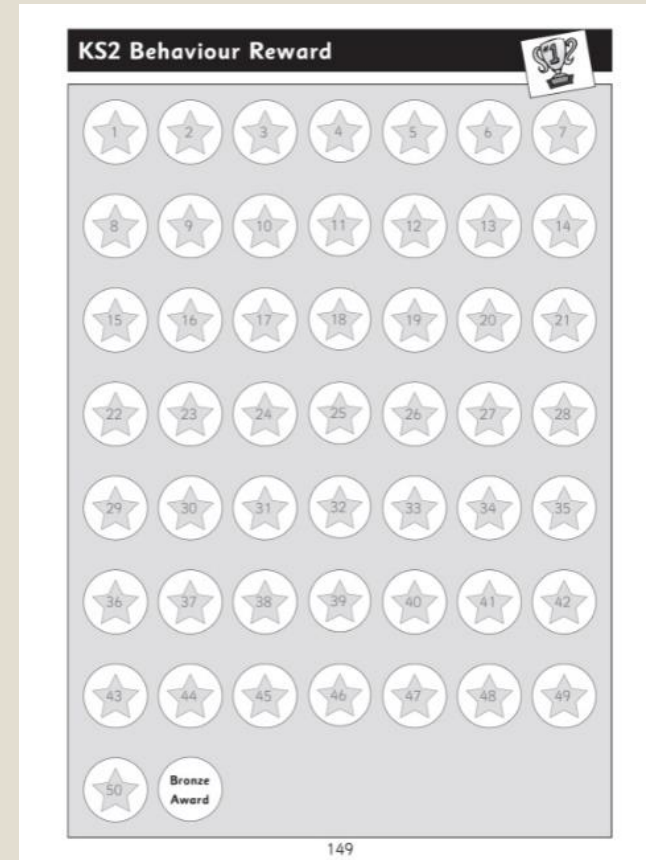


19

Rewards and incentives

- ▶ Bookmark stickers leading to Bronze, Silver and Gold awards throughout the year
- ▶ Recognition board
- ▶ Children who go above and beyond
- ▶ Reading Incentives

A bookmark sticker for reading 3x to an adult and our Big Cat reading incentive (further details to follow)



The Year 3 day

8:45	Arrival at school
9:00	Register Lesson 1
10:00	Assembly PHSE, RHE, British Values
10:20	Lesson 2
11:15	Playtime
11:30	Lesson 3
12:30	Lunchtime
1:25	Register Lesson 4
2:20	Playtime
2:30	Lesson 5
3:30	End of the school day.

	Lesson 1	Lesson 2	Lesson 3	Lesson 4	Lesson 5
M o n d a y	English  Mrs Darby	English  Mrs Darby	Computing/ DT  Mr McFarlane/ Mrs Peters	Maths  Mrs Darby	Music  Mr McFarlane
T u e s d a y	Maths  Mrs Darby	Maths  Mrs Darby	English  Mrs Darby	Topic  Mrs Langston	Topic  Mrs Langston
W e d n e s d a y	English  Mrs Darby	English  Mrs Darby	Computing/ DT  Mrs Gosling/ Mrs Peters	Art  Mrs Peters	PE KS1 Hall  Mrs Darby
T h u r s d a y	Maths  Mrs Darby	PE KS1 Hall  Mr Redpath	English  Mrs Darby	RE  Miss Kershaw	MFL  Mrs Barnes
F r i d a y	English  Mrs Darby	Maths  Mrs Darby	Maths  Mrs Darby	Science  Mrs Robinson	Science  Mrs Robinson

Breaktime and Lunchtime:




- Please provide your child with 2 healthy snacks – one for the morning break and one for the afternoon break.
- From Reception until the end of Year 2, your child will have been eligible for Universal Infant Free School Meals. From the beginning of Year 3, school meals can be purchased at the cost of £2.70. These are payable in advance on ParentPay. Menus are available to view on the school website.
- Alternatively, your child may bring in a packed lunch from home.
- If you wish to apply for Income Based Free School Meals, this can be done via the Staffordshire County Council website.

Hometime routine

- For the first few weeks, we will release the children at 3.30pm to an adult at the door.
- After a few weeks, we will write to you to let you know that you may meet your child a bit further away from the door. This meeting place can be agreed between you and your child, so long as it is on the school site. For example, by Forest School or on the basketball playground.

Curriculum

A Curriculum Overview, for each half term, can be found on our school website.


<p><u>English</u></p> <p>To understand that instructions are written as sequenced, chronological steps.</p> <p>To write a non-chronological report using sub-headings to organise my ideas into paragraphs.</p> <p>To use adverbials to give details of manner and time.</p> <p>To locate specific information within a non-fiction text using a range of organizational devices. For example, using contents and index pages or using sub-headings within a report.</p> <p>To add a range of suffixes to root words to create word families. For example: hope, hopes, hoped, hoping, hopeful.</p> <p>To develop a cursive style of handwriting.</p>		<h2><u>Year 3 Curriculum</u></h2> <h3><u>Summer 1</u></h3>	<p><u>Mathematics</u></p> <p>To recognise fractions as equal parts of a whole.</p> <p>To identify halves, quarters, and eighths and understand that some of these parts may be equivalent.</p> <p>For example, two quarters are equivalent to one half.</p> <p>To understand that tenths can be recorded as decimals using the decimal point, e.g. one tenth can be recorded as 0.1.</p> <p>To read the time on an analogue clock to the nearest five minutes.</p> <p>To begin to relate analogue time to its digital equivalent.</p> <p>To calculate durations of time.</p>
<p><u>Science</u></p> <p>To understand that humans and some other animals have skeletons and muscles for support, protection and movement.</p>			<h2>In Year 3 we are learning...</h2>
<p><u>MFL</u></p> <p>To learn the name and article gender for 10 different musical instruments.</p> <p>To use "Je joue..." (I play)</p>	<p><u>Topic</u></p> <p>To know some examples of the earliest civilisations, e.g. Ancient Sumer, Ancient Egypt, The Shang Dynasty of Ancient China, and plot them on a world map.</p> <p>To know when and where the Ancient Egyptians lived.</p> <p>To understand the significance of the River Nile to the Ancient Egyptians.</p> <p>To know some facts about Howard Carter's discovery of Tutankhamun's tomb.</p>	<p><u>Health and Relationships Education (HRE)</u></p> <p>To understand the power of sleep in relation to our mental wellbeing. To recognise healthier food choices that help to keep our bodies healthy.</p>	
<p><u>PE</u></p> <p>To use batting and fielding techniques in small-sided cricket and rounders games.</p> <p>To improve athletic skills.</p>			<p><u>Design and Technology</u></p> <p>That a net is a plan of a 3D shape.</p> <p>To investigate, design and make a vehicle using nets.</p>
<p><u>Art</u></p> <p>To use observational drawing skills to produce a piece of Pop Art inspired artwork.</p>	<p>You can help me by...</p> <p>Ensuring that I read at least three times each week.</p> <p>Encouraging me to use Times Table Rockstars regularly to improve my recall of multiplication facts.</p> <p>Teaching me to tie my own shoe laces.</p> <p>Helping me to read the time on an analogue clock to the nearest five minutes.</p> <p>Encouraging me to use digital timetables to calculate durations of time. For example, using a TV planner to work out how long there is until a programme starts or how long a film will last.</p>	<p><u>Computing</u></p> <p>To write and debug simple algorithms.</p>	
			<p><u>Music</u></p> <p>To learn to play a simple tune on a recorder.</p>

English




- ▶ Reading
- ▶ Writing
- ▶ Grammar, Punctuation and Spelling (GPS) We use No Nonsense Grammar to support teaching and learning.
- ▶ In Year Three, we use Spelling with the Jungle Club which is a part of the Fischer Family Trust Phonics Programme. The children will be given a set of words each week to learn and will bring home a Zapper containing words that are suited to the individual.
- ▶ Speaking and Listening



My Zapper	
	
Name: _____	
Class: _____	

Date started: _____	



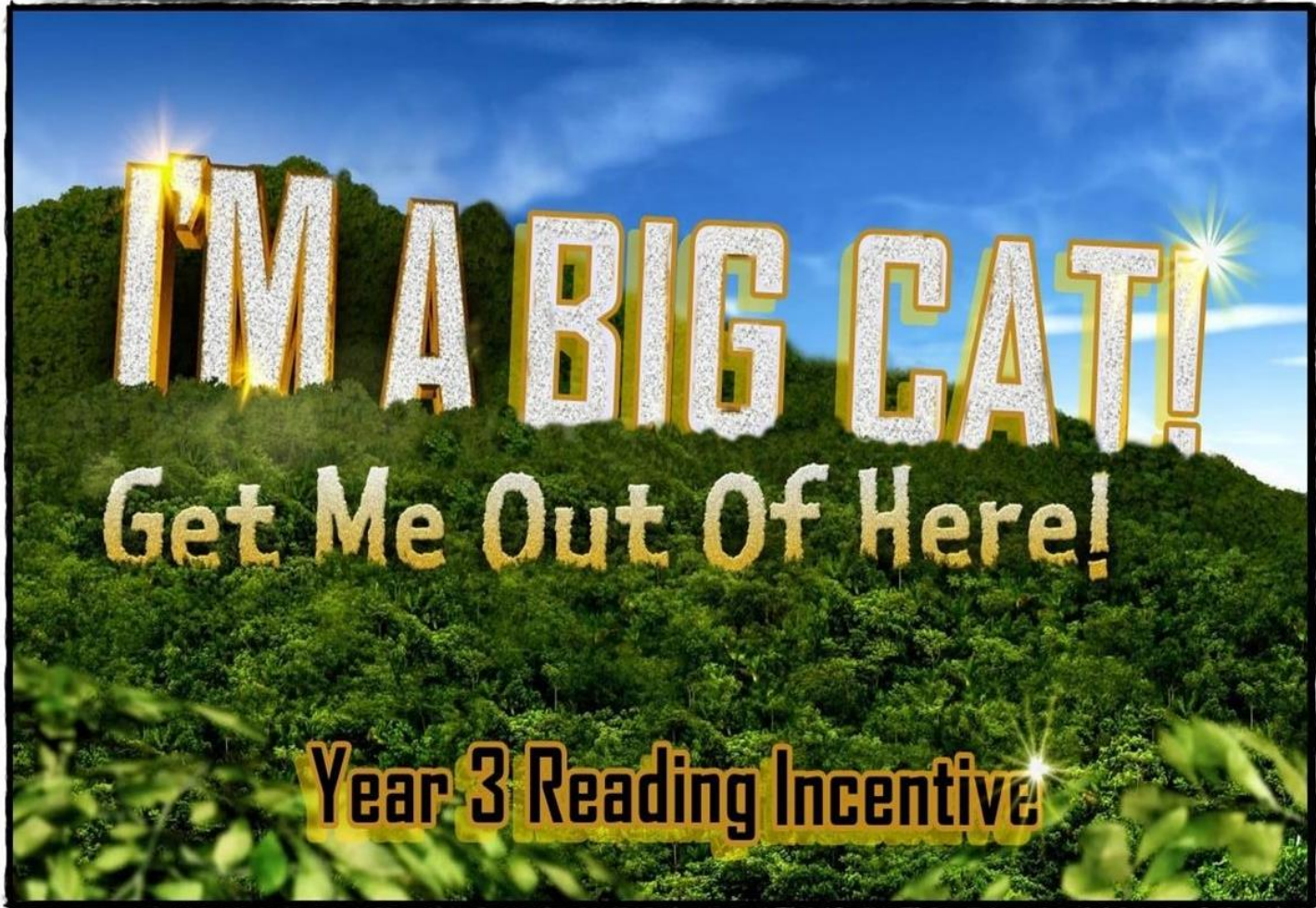
Reading



- ▶ School reading
- ▶ Striving to develop and improve fluency
- ▶ An increased focus on comprehension of text
- ▶ Home-link book required every day
- ▶ The reading scheme is currently organised into Book Bands and every child will bring home a school reading book.
- ▶ FFT Lightning Squad tutoring programme for pupils who are identified as needing a boost

- ▶ Home reading
- ▶ School reading book from a specified Book Band
- ▶ Can choose a library book from the classroom or home to read as well as their school reading book
- ▶ Your child should read at least 3 times a week to an adult.
- ▶ Big Cat reading incentive specific to Year 3
- ▶ FFT Lightning Squad for pupils identified.

Year 3 Reading Incentive





I'm a Big Cat – Get Me Out of Here!



Your cat is at the zoo now. It's really such a pity. Read five books to help your cat escape into the city!

I read this book – please move my cat!	Adult paw print
I read 5 books – please move my cat to the city!	



The beach is soft and warm, but it is not your destination. So travel on and to the Arctic snows, our next location!

I read this book – please move my cat! (At least one book must be non-fiction)	Adult paw print
Challenge: Use the contents and index pages of a non-fiction book to locate specific information. Ask your grown up to challenge you to find specific information quickly.	
I read 8 books and practised locating information. Please move my cat to the Arctic.	

Staffordshire Libraries Summer Reading Challenge



- ▶ Get ready for Summer Reading Challenge 2025, 'Story Garden', arriving at your local Staffordshire library this Summer on 5th July!
- ▶ Children aged 4-11 are invited to set a reading goal and collect rewards for their reading.
- ▶ It's **FREE** to take part, and last year 75% of children taking part improved their reading skills over the holidays.
- ▶ Find out more at <https://summerreadingchallenge.org.uk> /or pop along to your local library on Saturday 5th July to sign the kids up!

Writing

Text types

- ▶ Stories, characters and settings, including fairy stories from different perspectives.
 - ▶ Play scripts
 - ▶ Diary entries
 - ▶ Poems
 - ▶ Instructions
 - ▶ Letters
 - ▶ Reports
 - ▶ Explanations
-
- **Year 3 children will be encouraged to develop a joined,**
 - **cursive style of handwriting.**



Mathematics

► Mental Recall –

Times tables (in preparation for the MTC in Year 4), number bonds, doubles, halves

► Number

► Measurement

► Geometry

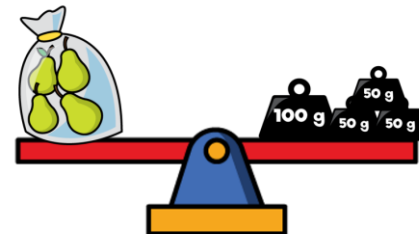



► Statistics

► APPLYING AND REASONING

► CPA model

► MOTD – Maths of the day activities.

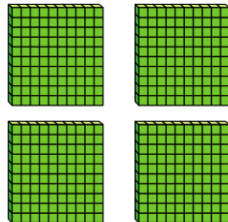
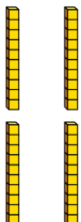
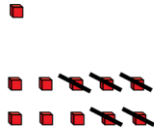
► Active Maths

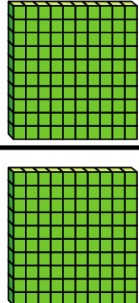


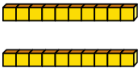



Moving towards written methods

	H	T	O
	1	3	8
+	1	2	4
			2

1

Hundreds	Tens	Ones
		

Hundreds	Tens	Ones
		
		
		2



H	T	O
4	4 5	¹ 1
3	2	5
		6

$$\begin{array}{r} 357 \\ - 29 \\ \hline 332 \end{array}$$

What mistake has been made in this calculation?

How can you help at home:

- Telling the time – nearest 5 minutes on an analogue clock.
- Rapid recall of multiplication tables, up to 12×12 . Ensure children are using Times Table Rockstars. The TTRS login will allow access to Numbots too for children who are still developing an automatic recall of basic number facts.
- Use MyMaths to reinforce learning and to practise work being completed in school
- To use maths in a real life context
- Cooking (use of measures in real life contexts)
- Shopping (handling and counting money, calculating change)



MyMaths.co.uk



Work in other subjects:

Science

Forces and Magnets

Rocks

Light

Plants

Animals including humans

(the skeleton and the muscles)

The importance of exercise and
nutrition

History

What changed in Stone Age and
Bronze Age Britain?

Ancient Egypt

Geography

The UK

A study of local settlements.
Comparing another region to our
local area.

Homework

- Maths / English – Approximately 30 minutes.
- Details of homework will be shared on Google Classroom. Over the course of the year, the children will be trained to 'turn-in' their work.
- Homework will be given on a Friday and should be handed in on a Tuesday.
- Reading (at least three times per week) with a fluency focus.
- Spelling (use a range of strategies, e.g. pyramid words, rainbow writing)
- Use of My Maths
- Times Table Rockstars
- (all login details will be in the Home-Link books)
- Communication / Support - help as appropriate, but indicate if a lot of help has been given



Our chosen charity:



Year 3 Trips



We are going to the New Vic Theatre in Hanley to watch The Little Mermaid on the 15th January 2026.

The trip will cost approximately £23.65





Y3 Residential

We are very excited to enrich our Stone Age unit with an exciting 'Flint and Fire' experience. This has been booked for 2nd March 2025 – 3rd March 2025. Cost £105.00

Year 3 Trips

Cost: approx. £15.00 per pupil



P.E.

- 2 lessons per week
- Health and Safety

PE Kit uniform




What stays the same:

- The same high quality education that Five Ways is proud of.

At all times, we are 'Aiming For Excellence'.

- Uniform – labelled
- Expectations of behaviour
- Open door policy
- The children will all receive a Home-Link book
- Parent consultation meetings .



New Experiences:

- ▶ New teachers
- ▶ New building
- ▶ New playground
- ▶ Pupils are requested to bring a healthy snack from home for break times.
- ▶ Forest School
- ▶ French lessons
- ▶ Greater independence





Forest School



Thank You

We are looking forward to working with you and your children.

