



Welcome to Year 4



Meet the Year 4 Teaching Team



Miss Lane
(Year Leader)
(Eagles' Classteacher)



Mrs Robinson
(Hawks' Classteacher)



Mr Garner
(Falcons' Classteacher)



Mrs Parr
(Teaching Assistant)

Entrance to Year 4

This is the door between Katie's garden and the KS2 Hall.

It is Door 12 on the Key Stage 2 Site Map.



Year 4 Learning Environments



4HL Eagles Class

4JG Falcons Class



4ER Hawks Class

Timetable

9:00am - Register then Lesson 1

10:00am - Assembly – PHSE and wellbeing, Relationships and Health Education, British Values/ My Happy Mind

10:20am - Lesson 2

11:15am - Playtime

11:25am - Lesson 3





















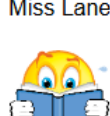

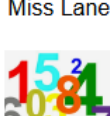
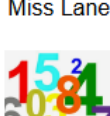
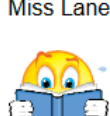
12:30pm - Lunchtime

1:25pm - Register then Lesson 4

2:20pm - Playtime

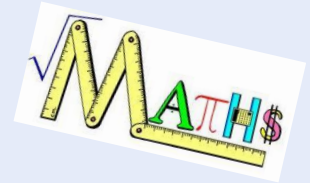

2:30pm - Lesson 5

3:30pm - End of the school day

	Lesson 1	Lesson 2	Lesson 3	Lesson 4	Lesson 5
Monday	ICT/D.T Mr Mullally Mrs Peters 	English Miss Lane 	Maths Miss Lane 	Topic Miss Lane 	Topic Miss Lane 
Tuesday	English Miss Lane 	Maths Miss Lane 	Maths Miss Lane 	Music Mrs Langston 	French Miss Lane 
Wednesday	Art Mrs Robinson 	PE1 Mrs Darby 	English Miss Lane 	Science Miss Lane 	Science Miss Lane 
Thursday	Forest School /D.T Mrs Gosling Mrs Peters 	Maths Miss Lane 	English Miss Lane 	English Miss Lane 	PE2 Mr Redpath 
Friday	English Miss Lane 	R.E Miss Lane 	Maths Miss Lane 	Maths Miss Lane 	English Miss Lane 

Year 4 Curriculum




- English
- Maths
- Science
- Computing
- R.E. (Religious Education)
- History / Geography (Topic)
- P.E. (Physical Education)
- Art
- Music
- Design and Technology (DT)
- Modern Foreign Languages - French (MFL)
- Forest School
- Other areas of learning: PHSE and wellbeing, Relationships and Health Education, British Values.



English



- **Reading**

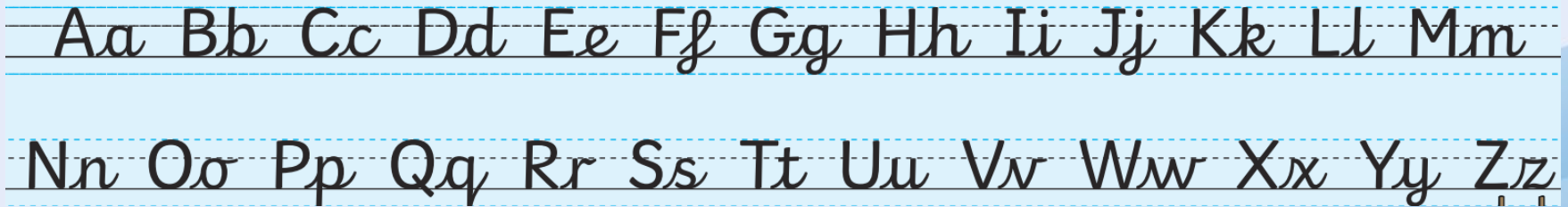


- **Writing**


Stories based on a 'real life' theme or issue, Greek myths, stories from other cultures, newspaper articles, persuasive adverts and letters, poetry, non-chronological reports and explanation texts.

- **Handwriting**

Children are encouraged to join their writing using the cursive style of handwriting.



English



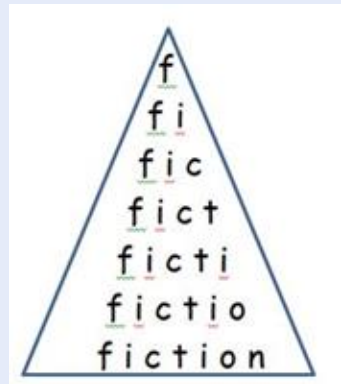
- **Grammar, Punctuation and Spelling (GPS)**

- The children will be used to using success criteria to help them to be successful in their writing. The children will already be familiar with symbols from the writer's toolkit.



- This will continue and the range of tools that they use will be greater as they become more experienced writers.
- We use No Nonsense Grammar and No Nonsense Spelling to support teaching and learning. We encourage you to use lots of strategies to practise spellings at home.

- **Speaking and Listening**



acquire
significant
perspective
develop
sponsor
author
illustrator

Reading



Home

- At least 3x per week.



Week Beginning: 5th September 2022

Home - School Learning Journal / Reading Record

(Please remember to sign when an adult has heard your child read.)

Daily Diary

Monday	
Tuesday	
Wednesday	
Thursday	
Friday	

18

School

- Guided Reading
- Changing books
- Daily reading practise
- Reading incentives



Year 4 Reading Incentive



- Every child in Year 4 will have a **BOOKFLIX** 'loyalty card' stuck into their home-link book.
- Each space on the loyalty card represents 1x book read.
- Once an adult in school has signed each box on the loyalty card and the loyalty card is full, a prize out of the class prize box will be given.
- Each loyalty card that is completed will earn a raffle ticket that will go into a 'big' prize draw at the end of each term.



Summer Reading Challenge

This year's challenge aims to fire up children's imaginations and unleash storytelling and creativity through the power of reading.

Children aged 4-11 are invited to set a reading goal and collect rewards for their reading.


It's FREE to take part and last year, 75% of children taking part improved their reading skills over the holidays.

How it works

The 2024 Challenge starts on 22 June online and in Scotland, and on 6 July in England and Wales


Online

At your library




1. Sign up

Visit your local library and ask to sign up – a librarian will give you a special collector folder when you start your Challenge.



2. Read books

Set a reading goal and read anything you like.




3. Earn rewards

Each time you finish a book, visit the library. You will collect special stickers and rewards for reading books!*

*Please check with your local library service which rewards they will be offering.

Or you can join online via the website...

www.summerreadingchallenge.org.uk



THE
READING
AGENCY

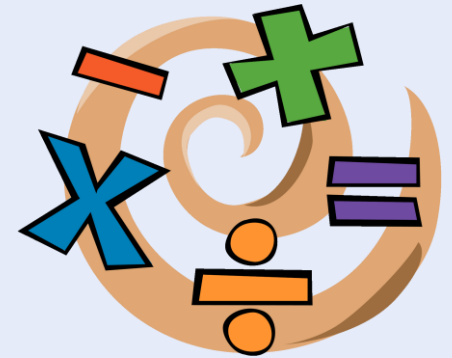
Summer Reading Challenge

Marvellous
Makers

Maths

Areas of Maths covered:

- Mental Maths
- Number, Measurement, Geometry and Statistics.
- Applying and Reasoning.
 - E.g. How do you know? Is this always, sometimes or never true?



Examples of Year 4 Maths Objectives:

- To order and compare numbers beyond 1000 and round any number to the nearest 10, 100 and 1000.
- To add and subtract fractions with the same denominator.
- To multiply two-digit and three-digit numbers by a one-digit number using a formal written layout.
- To round decimals with one decimal place to the nearest whole number.
- To convert between different units of measure.
- To identify acute and obtuse angles.
- To describe positions on a 2D grid as coordinates in the first quadrant.
- To solve sum, comparison and difference problems using the information shown in bar charts, pictograms and other types of graphs.

The CPA Approach



CONCRETE -
using physical objects
to solve maths problems.




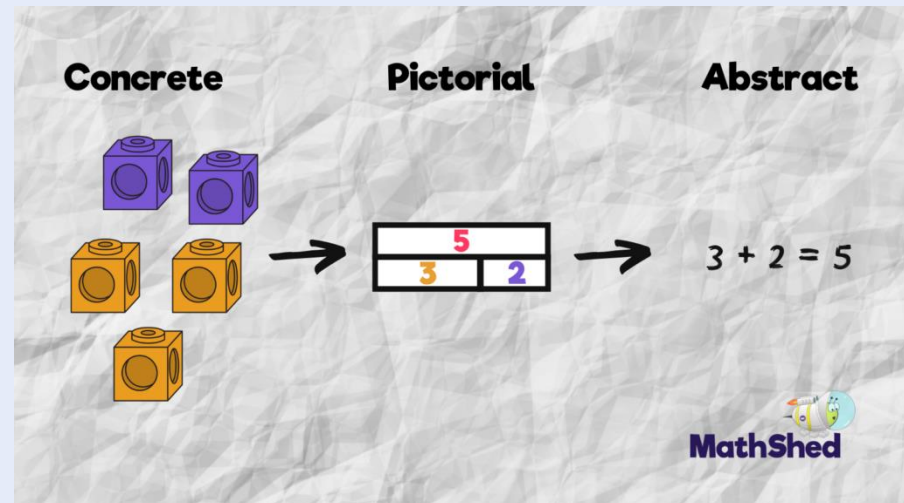
PICTORIAL -
using drawings
to solve maths problems.



ABSTRACT -
solving maths problems
using only numbers.

Problem Solving and Reasoning are essential parts of the Maths Curriculum.

The Concrete Pictorial Abstract or CPA approach in Maths helps pupils develop a more secure understanding of maths problem solving.





Multiplication Tables Check



- By the end of Year Four, in line with the requirements set out in the National Curriculum, children in Year Four undertake a statutory Multiplication Check (MTC). This tests children's fluent and rapid recall of the multiplication tables up to 12×12 .

Why are times tables important?

- Supports mathematical learning in:
 - Number/long multiplication and short division, calculating equivalent fractions, finding the area of a square/rectangle, finding fractions of amounts etc.
- Increases fluency in calculations:
 - Children can focus on the method needed to complete a complex problem rather than being distracted with struggling to work out the times table.
- Therefore...
 - Increased positivity and confidence within maths.

Multiplication Tables Check

- The MTC will be completed using school Chromebooks. The children will be encouraged to practise on a Chromebook during a maths lesson at school each week so that they can get used to inputting their answers using the Chromebook format.
- Fully digital.
 - It takes less than 5 minutes per pupil.
 - Children will get 6 seconds from the time the question appears to input their answer.
 - 25 questions with a 3 second pause in-between questions.
 - Multiplication questions only.





- Gives endless opportunities to practise and learn times table facts in a fun and engaging way.

- 'Soundcheck' mode can be used as the closest mode to the style of the MTC.

- TTRockstars should be used at home as frequently as possible. Each Year 4 class teacher will set studio/garage sessions as part of the weekly homework.



2-12×	2-20×	04ER heatmap as of 19 Sep 2023										⬇
	10	2	5	3	4	8	6	7	9	11	12	
10	10 × 10	10 × 2	10 × 5	10 × 3	10 × 4	10 × 8	10 × 6	10 × 7	10 × 9	10 × 11	10 × 12	
2	2 × 10	2 × 2	2 × 5	2 × 3	2 × 4	2 × 8	2 × 6	2 × 7	2 × 9	2 × 11	2 × 12	
5	5 × 10	5 × 2	5 × 5	5 × 3	5 × 4	5 × 8	5 × 6	5 × 7	5 × 9	5 × 11	5 × 12	
3	3 × 10	3 × 2	3 × 5	3 × 3	3 × 4	3 × 8	3 × 6	3 × 7	3 × 9	3 × 11	3 × 12	
4	4 × 10	4 × 2	4 × 5	4 × 3	4 × 4	4 × 8	4 × 6	4 × 7	4 × 9	4 × 11	4 × 12	
8	8 × 10	8 × 2	8 × 5	8 × 3	8 × 4	8 × 8	8 × 6	8 × 7	8 × 9	8 × 11	8 × 12	
6	6 × 10	6 × 2	6 × 5	6 × 3	6 × 4	6 × 8	6 × 6	6 × 7	6 × 9	6 × 11	6 × 12	
7	7 × 10	7 × 2	7 × 5	7 × 3	7 × 4	7 × 8	7 × 6	7 × 7	7 × 9	7 × 11	7 × 12	
9	9 × 10	9 × 2	9 × 5	9 × 3	9 × 4	9 × 8	9 × 6	9 × 7	9 × 9	9 × 11	9 × 12	
11	11 × 10	11 × 2	11 × 5	11 × 3	11 × 4	11 × 8	11 × 6	11 × 7	11 × 9	11 × 11	11 × 12	
12	12 × 10	12 × 2	12 × 5	12 × 3	12 × 4	12 × 8	12 × 6	12 × 7	12 × 9	12 × 11	12 × 12	

2-12×	2-20×	04ER heatmap as of 06 Jul 2024										⬇
	10	2	5	3	4	8	6	7	9	11	12	
10	10 × 10	10 × 2	10 × 5	10 × 3	10 × 4	10 × 8	10 × 6	10 × 7	10 × 9	10 × 11	10 × 12	
2	2 × 10	2 × 2	2 × 5	2 × 3	2 × 4	2 × 8	2 × 6	2 × 7	2 × 9	2 × 11	2 × 12	
5	5 × 10	5 × 2	5 × 5	5 × 3	5 × 4	5 × 8	5 × 6	5 × 7	5 × 9	5 × 11	5 × 12	
3	3 × 10	3 × 2	3 × 5	3 × 3	3 × 4	3 × 8	3 × 6	3 × 7	3 × 9	3 × 11	3 × 12	
4	4 × 10	4 × 2	4 × 5	4 × 3	4 × 4	4 × 8	4 × 6	4 × 7	4 × 9	4 × 11	4 × 12	
8	8 × 10	8 × 2	8 × 5	8 × 3	8 × 4	8 × 8	8 × 6	8 × 7	8 × 9	8 × 11	8 × 12	
6	6 × 10	6 × 2	6 × 5	6 × 3	6 × 4	6 × 8	6 × 6	6 × 7	6 × 9	6 × 11	6 × 12	
7	7 × 10	7 × 2	7 × 5	7 × 3	7 × 4	7 × 8	7 × 6	7 × 7	7 × 9	7 × 11	7 × 12	
9	9 × 10	9 × 2	9 × 5	9 × 3	9 × 4	9 × 8	9 × 6	9 × 7	9 × 9	9 × 11	9 × 12	
11	11 × 10	11 × 2	11 × 5	11 × 3	11 × 4	11 × 8	11 × 6	11 × 7	11 × 9	11 × 11	11 × 12	
12	12 × 10	12 × 2	12 × 5	12 × 3	12 × 4	12 × 8	12 × 6	12 × 7	12 × 9	12 × 11	12 × 12	





Heatmaps


- Each child in Year Four will have their own heatmap. The greener their heatmap is, the higher their accuracy in their times table recall. This heatmap will be shared and discussed at parents evenings.

	10	2	5	3	4	8	6	7	9	11	12
10	10 x 10	10 x 2	10 x 5	10 x 3	10 x 4	10 x 8	10 x 6	10 x 7	10 x 9	10 x 11	10 x 12
2	2 x 10	2 x 2	2 x 5	2 x 3	2 x 4	2 x 8	2 x 6	2 x 7	2 x 9	2 x 11	2 x 12
5	5 x 10	5 x 2	5 x 5	5 x 3	5 x 4	5 x 8	5 x 6	5 x 7	5 x 9	5 x 11	5 x 12
3	3 x 10	3 x 2	3 x 5	3 x 3	3 x 4	3 x 8	3 x 6	3 x 7	3 x 9	3 x 11	3 x 12
4	4 x 10	4 x 2	4 x 5	4 x 3	4 x 4	4 x 8	4 x 6	4 x 7	4 x 9	4 x 11	4 x 12
8	8 x 10	8 x 2	8 x 5	8 x 3	8 x 4	8 x 8	8 x 6	8 x 7	8 x 9	8 x 11	8 x 12
6	6 x 10	6 x 2	6 x 5	6 x 3	6 x 4	6 x 8	6 x 6	6 x 7	6 x 9	6 x 11	6 x 12
7	7 x 10	7 x 2	7 x 5	7 x 3	7 x 4	7 x 8	7 x 6	7 x 7	7 x 9	7 x 11	7 x 12
9	9 x 10	9 x 2	9 x 5	9 x 3	9 x 4	9 x 8	9 x 6	9 x 7	9 x 9	9 x 11	9 x 12
11	11 x 10	11 x 2	11 x 5	11 x 3	11 x 4	11 x 8	11 x 6	11 x 7	11 x 9	11 x 11	11 x 12
12	12 x 10	12 x 2	12 x 5	12 x 3	12 x 4	12 x 8	12 x 6	12 x 7	12 x 9	12 x 11	12 x 12
NO DATA	0 - 1 s	1 - 2 s	2 - 3 s	3 - 4 s	4 - 5 s	5 - 6 s	6 - 7 s	7 - 8 s	8 - 9 s	9 - 10 s	> 10 s



Home-Link Book

Children need to ensure they bring their home-link books to school every day.



The image shows a page titled 'The Home-School Agreement' from the Home-Link Book. The page is white with a green vertical bar on the left. The title is in blue. Below the title, there are three sections: 'The School will:', 'Parents/Guardians will:', and 'Pupils will:'. Each section contains a list of bullet points. At the end of each section, there is a line for a signature and a label in parentheses. The 'The School will:' section is signed by 'R. E. Mander' (Headteacher). The 'Parents/Guardians will:' section has a line for a signature (Parents/Carers). The 'Pupils will:' section has a line for a signature (Pupil). At the bottom left, there is a small number '2'.

The Home-School Agreement

The School will:

- Value and respect each child as an individual
- Encourage high expectations and pride in achievement
- Recognise and praise progress and achievement
- Inform parents of the progress and welfare of their child
- Provide a safe and orderly environment in which to work
- Listen to parents' views and concerns

Signature R. E. Mander (Headteacher)

Parents/Guardians will:

- Support the school in its aims and values
- Ensure their child's regular and punctual attendance
- Notify the school early on the first day of their child's absence and the reason for it
- Support their child in the school work they are expected to do at home
- Tell the school about any circumstances which may affect their child
- Attend parents' evening and discussion about their child's progress

Signature _____ (Parents/Carers)

Pupils will:

- Be polite and helpful to others
- Be on their best behaviour and abide by the school rules
- Attend school regularly, on time and bring the things they need
- Look after the things they use in school
- Help to look after the school and surroundings
- Try their best and work hard
- Wear their school clothes

Signature _____ (Pupil)

2

Home-Link Book

Reading record

Weekly spelling test

Week Beginning: 18th September 2023

Home - School Learning Journal / Reading Record

(Please remember to sign when an adult has heard your child read.)

Daily Diary

MONDAY	
TUESDAY	
WEDNESDAY	
THURSDAY	
FRIDAY	

22

Daily Diary continued. . .

SATURDAY	
SUNDAY	

Spellings and Messages

Spelling test
1
2
3
4
5
6
7
8
9
10

New spellings
1
2
3
4
5
6
7
8
9
10

Important messages between Home and School

23

Important messages between home and school

New spellings

Home-Link Book

Useful Guidance, Information and Resources

Email and Internet Policy

Responsible Internet Use

These rules help us to be fair to others and keep everyone safe.

- I will ask permission before using the Internet.
- I will use only my own network login and password, which is secret.
- I will only look at or delete my own work/files.
- I understand that I must not use my own software or disks in school without permission.
- I will only email people that I know or people that my teacher has approved.
- The messages I send will be polite and sensible.
- I understand that I must never give my home address or phone number, or arrange to meet someone, over the Internet.
- I will ask permission before opening an email, or an email attachment, sent by someone I do not know.
- I will not use Internet chat rooms.
- If I see anything I am not happy with or I receive messages I do not like, I will tell a teacher immediately.
- I understand that the school may check my computer files and the Internet sites I visit.
- I understand that if I deliberately break these rules, I may be banned from using the Internet and computers.



3

Promoting a Healthy Lifestyle

Healthy Snacks

You are what you eat!

A good diet is vitally important to your health and general well-being. It can make you feel happier, healthier and full of energy.

You are encouraged to bring healthy snacks to school to enjoy at break times. Snacks of 100 calories or less are recommended by Change4Life / NHS. It is advised that no more than 2 snacks should be consumed each day. Healthier snack options could include:

- Fruit, e.g. apples, bananas, strawberries, peaches, plums, blueberries
- Dried fruit, e.g. raisins, currants, apricots, sultanas
- Cereal bars
- Vegetable sticks, e.g. peppers, cucumber, cherry tomatoes
- Breadsticks
- Plain popcorn
- Baked crisps, French fries, Quavers
- Fun size chocolate bars
- Mini babybel cheese, cheese strings
- Fruit flakes, yoghurt flakes, fruit wafers.



5

For PE, all Children Require:

(Year 1 to Year 6)

- Plain black shorts, cycle shorts or skirt
- White PE T-shirt (logo optional but preferred)
- Black full zip tracksuit top with the Five Ways logo (this item of clothing is compulsory)
- Plain black leggings, joggers or tracksuit trousers
- Trainers
- Pump bag.

Jewellery

On health and safety grounds, we do not allow children to wear jewellery to school (except for small plain stud earrings and watches which must always be removed for PE lessons).

All clothing and bags should be clearly labelled with your child's name. This is especially important, as uniform items look similar and can easily be confused for another child's. The school cannot accept responsibility for any lost items.

My PE days are:



8

Home-Link Book

Useful Guidance, Information and Resources



Support for Learning

Please refer to the following pages as an aid to support your child's learning at home.

Please do not hesitate to make an appointment to meet with your child's class teacher if you would like to discuss any concerns regarding your child's attainment and progress. Thank you.

111

Word List - Years 3 and 4

How many can you read and spell?

accident(ally)	disappear	interest	pressure
actual(ly)	early	island	probably
address	earth	knowledge	promise
answer	eight/eighth	learn	purpose
appear	enough	length	quarter
arrive	exercise	library	question
believe	experience	material	recent
bicycle	experiment	medicine	regular
breath	extreme	mention	reign
breathe	famous	minute	remember
build	favourite	natural	sentence
busy/business	February	naughty	separate
calendar	forward(s)	notice	special
caught	fruit	occasion(ally)	straight
centre	grammar	often	strange
century	group	opposite	strength
certain	guard	ordinary	suppose
circle	guide	particular	surprise
complete	heard	peculiar	therefore
consider	heart	perhaps	though/although
continue	height	popular	thought
decide	history	position	through
describe	imagine	possess(ion)	various
different	increase	possible	weight
difficult	important	potatoes	woman/women

116

Multiplication Tables

Page 12 of 12

1	2	3	4
One Times Table	Two Times Table	Three Times Table	Four Times Table
1 x 1 = 1	1 x 2 = 2	1 x 3 = 3	1 x 4 = 4
2 x 1 = 2	2 x 2 = 4	2 x 3 = 6	2 x 4 = 8
3 x 1 = 3	3 x 2 = 6	3 x 3 = 9	3 x 4 = 12
4 x 1 = 4	4 x 2 = 8	4 x 3 = 12	4 x 4 = 16
5 x 1 = 5	5 x 2 = 10	5 x 3 = 15	5 x 4 = 20
6 x 1 = 6	6 x 2 = 12	6 x 3 = 18	6 x 4 = 24
7 x 1 = 7	7 x 2 = 14	7 x 3 = 21	7 x 4 = 28
8 x 1 = 8	8 x 2 = 16	8 x 3 = 24	8 x 4 = 32
9 x 1 = 9	9 x 2 = 18	9 x 3 = 27	9 x 4 = 36
10 x 1 = 10	10 x 2 = 20	10 x 3 = 30	10 x 4 = 40
11 x 1 = 11	11 x 2 = 22	11 x 3 = 33	11 x 4 = 44
12 x 1 = 12	12 x 2 = 24	12 x 3 = 36	12 x 4 = 48
5	6	7	8
Five Times Table	Six Times Table	Seven Times Table	Eight Times Table
1 x 5 = 5	1 x 6 = 6	1 x 7 = 7	1 x 8 = 8
2 x 5 = 10	2 x 6 = 12	2 x 7 = 14	2 x 8 = 16
3 x 5 = 15	3 x 6 = 18	3 x 7 = 21	3 x 8 = 24
4 x 5 = 20	4 x 6 = 24	4 x 7 = 28	4 x 8 = 32
5 x 5 = 25	5 x 6 = 30	5 x 7 = 35	5 x 8 = 40
6 x 5 = 30	6 x 6 = 36	6 x 7 = 42	6 x 8 = 48
7 x 5 = 35	7 x 6 = 42	7 x 7 = 49	7 x 8 = 56
8 x 5 = 40	8 x 6 = 48	8 x 7 = 56	8 x 8 = 64
9 x 5 = 45	9 x 6 = 54	9 x 7 = 63	9 x 8 = 72
10 x 5 = 50	10 x 6 = 60	10 x 7 = 70	10 x 8 = 80
11 x 5 = 55	11 x 6 = 66	11 x 7 = 77	11 x 8 = 88
12 x 5 = 60	12 x 6 = 72	12 x 7 = 84	12 x 8 = 96
9	10	11	12
Nine Times Table	Ten Times Table	Eleven Times Table	Twelve Times Table
1 x 9 = 9	1 x 10 = 10	1 x 11 = 11	1 x 12 = 12
2 x 9 = 18	2 x 10 = 20	2 x 11 = 22	2 x 12 = 24
3 x 9 = 27	3 x 10 = 30	3 x 11 = 33	3 x 12 = 36
4 x 9 = 36	4 x 10 = 40	4 x 11 = 44	4 x 12 = 48
5 x 9 = 45	5 x 10 = 50	5 x 11 = 55	5 x 12 = 60
6 x 9 = 54	6 x 10 = 60	6 x 11 = 66	6 x 12 = 72
7 x 9 = 63	7 x 10 = 70	7 x 11 = 77	7 x 12 = 84
8 x 9 = 72	8 x 10 = 80	8 x 11 = 88	8 x 12 = 96
9 x 9 = 81	9 x 10 = 90	9 x 11 = 99	9 x 12 = 108
10 x 9 = 90	10 x 10 = 100	10 x 11 = 110	10 x 12 = 120
11 x 9 = 99	11 x 10 = 110	11 x 11 = 121	11 x 12 = 132
12 x 9 = 108	12 x 10 = 120	12 x 11 = 132	12 x 12 = 144

133

Home-Link Book

Useful Websites

Useful Websites to Support Learning at Home

English

www.primaryresources.co.uk
www.bbc.co.uk/schools
www.ictgames.co.uk
www.topmarks.co.uk
www.bbc.co.uk/bitesize/ks2/
Bug Club: www.activelearnprimary.co.uk
www.spellingframe.co.uk
www.spellzone.com

Maths

www.topmarks.co.uk
www.mathszone.co.uk
www.funbrain.com/brain/MathBrain/MathBrain.html
www.mathsisfun.com
www.mathsphere.co.uk/fun
www.bbc.co.uk/bitesize/ks2/
www.mymaths.co.uk/
www.myminimaths.co.uk/

Foundation Subjects:

www.childrens.university.manchester.ac.uk
www.topmarks.co.uk
www.crickweb.co.uk
www.ictgames.com/resources.html
<http://primarygamesarena.com/Years/Key-Stage-2>

Information for Parents:

www.theschoolrun.com
www.nhs.uk/change4life

Websites which I find useful:



Bookmark Stickers


KS2 Behaviour Reward

1	2	3	4	5	6	7
8	9	10	11	12	13	14
15	16	17	18	19	20	21
22	23	24	25	26	27	28
29	30	31	32	33	34	35
36	37	38	39	40		
43	44	45	46	47		
50	Bronze Award					



Homework

- Maths/English - approximately 30 minutes.
- Set on a Friday and handed in the following Wednesday.
- Homework will support/consolidate learning completed in the classroom.
- Reading (at least three times per week)
- Spelling practise (to prepare for a spelling test on a Friday)
- Google Classroom
- Times Table Rockstars.



P.E

- x2 lessons per week.
- Health and Safety

P.E Kit Uniform



Year 4 Charity

Year 4 support one of the local hedgehog charities such as West Midlands Hedgehog Rescue or British Wildlife Rescue.



West Midlands Hedgehog Rescue

Saving Today's Hedgehogs for Tomorrow's Generation

Upcoming Events

**December 2024: Christmas
Production at St John's
Church**



**Date pending:
Roman Day**



**December 2024:
Theatre Trip**



**Date pending:
Progressive Sports**



**Date pending:
Kingsmead
Partnership Visits**



**Date/Venue pending:
School Trip**



Thank You

We are looking forward to working with you and your child this next academic year.

