



Welcome to Year One

Meet the Staff



Miss Owen
Year One Lead



Miss Heeley
Year One Teacher



Miss Ball
Year One Teacher



Mrs Hancox
Teaching Assistant



Mrs Skelding
Teaching Assistant































Our Learning Environments



A typical day in Year One

9.00	10:00	10:20	11:15	11:30	12:00
Register Lesson 1	Snack Playtime	Lesson 2	Assembly	Lesson 3	Lunch

1:00	2:00	2:10	3:00	3:30
Lesson 4	Playtime	Lesson 5	DEAR time and Snack	Home time

	Lesson 1		Lesson 2		Lesson 3		Lesson 4		Lesson 5		Lesson 6
M o n d a y	English  LH	Snack & playtime	Maths  LS	Assembly	Phonics/ Reading  LS	Lunch	Art  Playtime	RE 			
T u e s d a y	PE2  LH	Snack & playtime	Phonics/ Reading  LS	Assembly	English  LH	Lunch	Science  Playtime	Maths  LH			
W e d n e s d a y	Phonics/ Reading  LS	Snack & playtime	English  LS	Assembly	PSHE All About Me 	Lunch	Maths  Playtime	Maths  LS			
T h u r s d a y	Phonics/ Reading  LS	Snack & playtime	English  LH	Assembly	Maths  LS	Lunch	Topic  Playtime	Music 			
F r i d a y	Phonics/ Reading  LS	Snack & playtime	PE2  Assembly		English  LH	Lunch	IT/DT  Playtime	Maths  LS			

What stays the same?

- Playtime
- Snack/Water Bottles
- Lunchtime in the hall
- Daily phonics, English and Maths
- Fun and creative activities for children to access
- Children will still get an opportunity to access continuous provision linked to the different subject areas
- Continue to teach EYFS curriculum where needed and build on from this
- Homework handed out on a Friday (returned on Wednesday)

What changes?

- We are Key Stage One, not Early Years
- We follow The National Curriculum, working towards Year One Goals
- The '7 Areas of Learning' are replaced with 'Subjects'
- Independence
- More formal learning
- 'Learning Labs'
- Home Link Books
- Two P.E lessons a week
- Children join assemblies



English

Reading

- FFT Phonics Book
- Home Link Book
- Bug Club
- Rocket into Reading
- Please read 3 x a week

Writing

- Say out loud what is going to be written / Compose a sentence orally before writing it
- Learn and apply vocabulary, grammar and punctuation
- Sit correctly at a table, holding a pencil comfortably and correctly

Spelling

- Red Words
- Use letter names and sounds
- Add prefixes and suffixes
- Spell days of the week



Success for All
Phonics

Green words		
Considerates are		
hears	gear	year
near	ears	
gear	dear	


Red words		
Previous red words		
my	the	there
friend	he	see
says	put	out
she	her	of
has	come	is
some	here	push
to	no	so
we	you	they
go	his	do




Pops hears a text ping
"Ben, pet. My friend Jill says she has some hens with eggs near to cracking. Shall we go see them?"
Ben nods

Phonics

- Fischer Family Trust – Success For All Phonics
Continue from Reception
- Daily Phonics and Shared Reader Lessons
- Weekly shared reader book sent home
- Phonics Screening Test – June 2026 – Statutory Assessment



Success for All 
Phonics



Mathematics

Number




Geometry



Addition and Subtraction

Fractions

Measurements

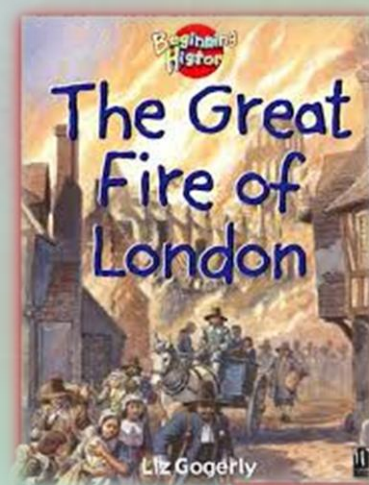


Other Subjects

Science



History



Music



P.E



Geography



Computing



Religious Education




Art



Design and Technology



PSHE

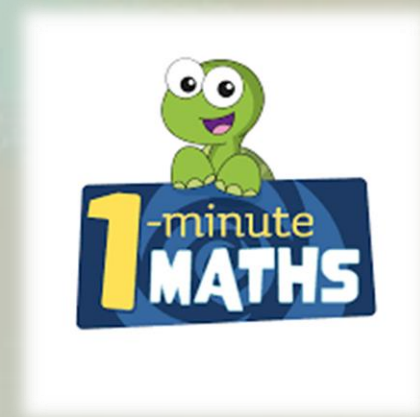


Uniform and P.E



How can I help prepare my child for Year One?

- Continue to read with your child daily.
- Practise reading and writing 'Red Words'.
- Writing for a purpose – cards, shopping lists, invitations.
- Writing a simple sentence using known sounds.
- Practise verbally counting to 20 and counting out 20 objects.
- Practise writing numbers 0-20.
- Apps and Websites – White Rose 1 Minute Maths, Topmarks Education





*Thank
You!*